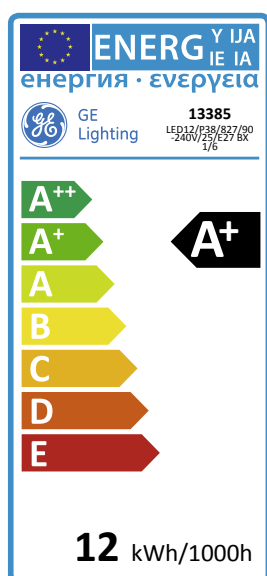




GE Lighting



12
kWh/1000h

A+
energy class

75
lumens/watt

GE Energy Smart™ PAR38 Outdoor

LED12/P38/827/90-240V/25/E27 BX 1/6

13385

Product information

GE's new LED PAR range combines a high intensity spotlight beam with substantial energy savings. The PAR38 design delivers a dazzling 7,000 candelas and 120W equivalent Lumen output from only 18W of power, saving nearly 90% in energy consumption. Additionally, the 40,000 hours L70 life time offers significant reduction to maintenance costs by sharply reducing replacement frequency. GE PAR38 is applicable for wet locations as well (IP65 design).

Application areas



Retail



Hospitality



Product data

Cap/Base	E27
Bulb Shape	PAR
Bulb Finish	Coated
Bulb Diameter [mm]	123
Maximum Overall Length [mm]	132
Net weight per piece [g]	260
Gross weight per piece [g]	573
Brand	General Electric (GE)

Performance data

Colour Rendering Index (CRI) [Ra]	84
Nominal correlated colour temperature (CCT) [K]	2700
Nominal beam angle [°]	25
Rated beam angle [°]	25
Nominal center beam candlepower (CBCP) [cd]	4000
Nominal lumens [lm]	900
Rated Lumens [lm]	850
Useful lumens (at 90° cone) [lm]	850
Energy efficiency class (EEC)	A+
Rated life L70/B50 [h]	40000
Weighted energy consumption [kWh/1000h]	12

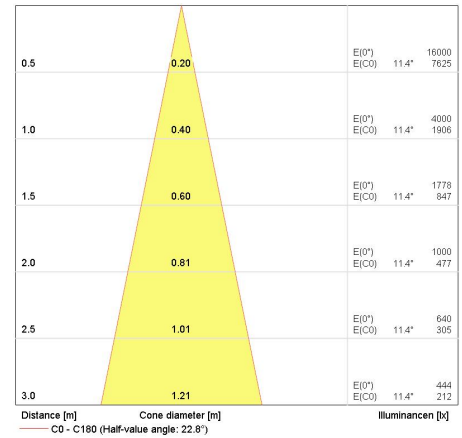
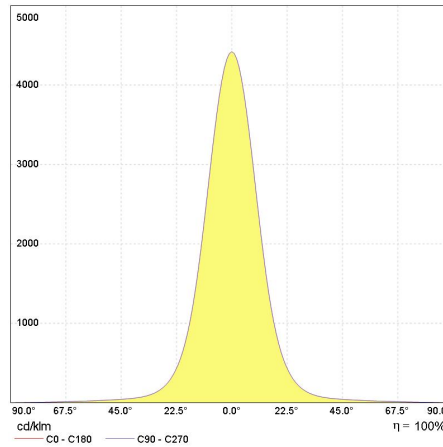
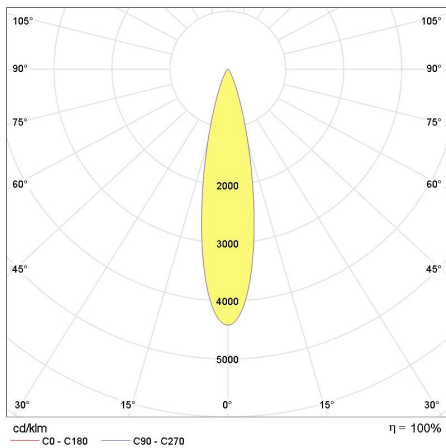
Electrical data

Nominal power [W]	12
Rated power [W]	12.0
Nominal lamp power factor	0.9
Nominal lamp voltage [V]	230
Lamp Current [A]	0.15
Operating Temperature (MAX) [°C]	40
Run-up time (sec)	<1s
Starting time (sec)	<0.5s
Number of switching cycles	40000
Dimming Capability	No

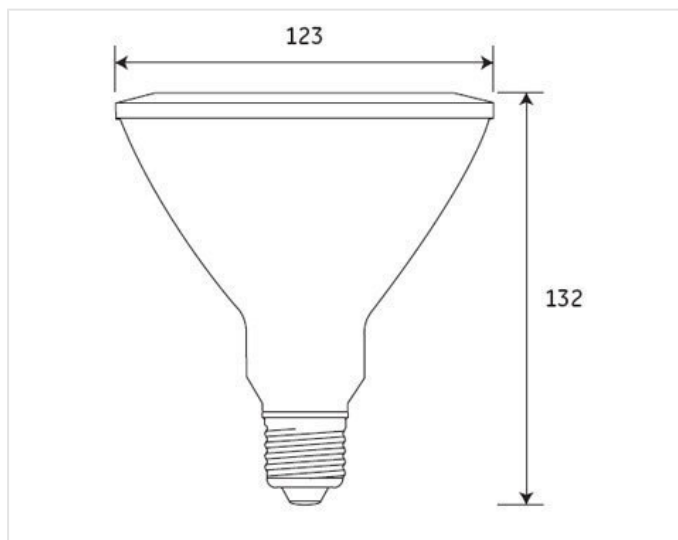
Logistic data

DUN Code	10043168133859
EAN Code	0043168133852
Pack Quantity	6
Inner pack type	BOX
Layer quantity	36 EUR, 54 UK
Layer quantity EUR	36
Layer quantity UK	54
Pallet quantity EUR (PC)	180
Pallet quantity UK (PC)	270
Outer case size	423 x 282 x 210 (mm)
Product status	Available

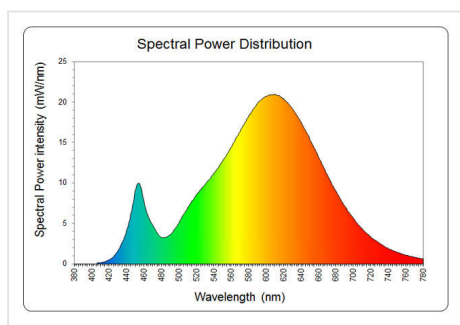
Photometric Data



Technical drawing



Spectral distribution



Downloads & Links

[Go to the catalog site \(HTTP\)](#)

[Photometry \(IES\)](#)

[LED Lighting Solutions - Catalogue \(EN\) \(PDF\)](#)

[LED PAR20/30/38 Lamps - Data sheet \(PDF\)](#)

[Lighting design tools & calculators \(HTTP\)](#)

[Datasheets \(HTTP\)](#)

[High-res images / Technical drawings \(HTTP\)](#)

[Certificate for the Quality Management System of GE Lighting EMEA \(PDF\)](#)

[Certificate for the Environmental Management System of GE Lighting EMEA \(PDF\)](#)