

SELV equivalent    



TE BASIC

Dimming via leading-edge and trailing-edge phase dimmers

Product description

- Average life = 30,000 hours (at ta max. 50 °C with a failure rate ≤ 0.3 % per 1,000 hours)
- Compact dimensions
- Screw terminals for solid and flexible wires
- Inbuilt transformer
- Able to drive any low-voltage lamp on the market up to max. 60 W
- Coloured single packaging (optional)
- Short-circuit switch-off with automatic restart
- Protection against overload
- Not suitable for operation with MR16 LED bulbs

Standards

- IEC 61347-2-2
- IEC 61000-3-2
- IEC 61547
- CISPR 15

Technical data

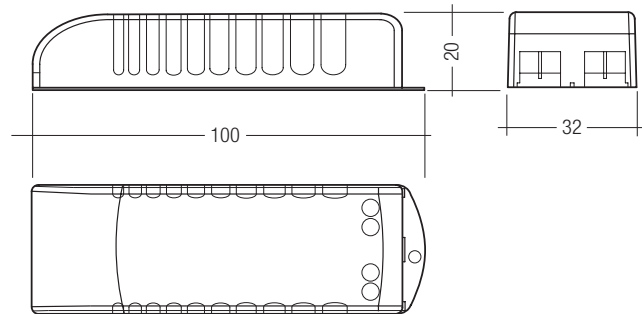
Mains voltage range	220 – 240 V
Mains frequency	50 / 60 Hz
Dimmingq	Leading-edge and trailing-edge phase control
Soft-start	< 1 s
Life-time	30,000 h
λ	> 0.95
Efficiency	> 92 %
Max. cable length secondary	2 m
Protection class	II
Type of protection	IP20



Figure 1



Figure 2



Ordering data

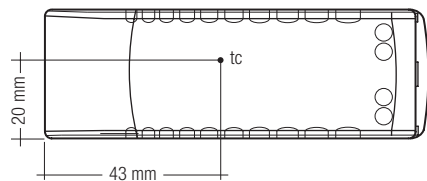
Type	Article number	Picture	Packaging carton	Packaging, low volume	Packaging, high volume	Weight per pc.
TE-0060 BASIC 101 fly lead	22176494	1	400 pc(s).	3,600 pc(s).	7,200 pc(s).	0.058 kg
TE-0060 BASIC 111 screw terminal	22176495	2	400 pc(s).	1,600 pc(s).	8,000 pc(s).	0.050 kg

Specific technical data

Type	Dimensions L x W x H	Lamp power	Rated current (at 240 V, 50 Hz)	Secondary voltage 230 V	Secondary voltage 240 V	Operating frequency	Ambient temperature ta	Max. casing temperature	Max. torque primary/secondary terminalblock	Primary connection	Secondary connection
TE-0060 BASIC 101 fly lead	100 x 32 x 20 mm	20 – 60 VA	0.09 – 0.28 A	11.6 V	12.0 V	45 kHz	0 ... +50 °C	90 °C	–	2 leads AWG 20, length: 60 mm	2 leads AWG 18, length: 140 mm
TE-0060 BASIC 111 screw terminal	100 x 32 x 20 mm	20 – 60 VA	0.09 – 0.28 A	11.6 V	12.0 V	45 kHz	0 ... +50 °C	90 °C	0.5 Nm / M2.6	2 poles (fits 1x1.5 mm ² stranded / solid wire)	2 poles (fits 1x1.5 mm ² stranded / solid wire)

Ambient Temperature

0 °C to +50 °C



The tc point is related to the transformer life duration.

TE-0060 BASIC 101/111 is designed for an average life-time of 30,000 hours under reference conditions and with a failure rate of less than 0.3 % for every 1,000 hours of operation. Reduced temperature will extend ballast life-time.

Humidity: 5 % up to max. 85 %,
not condensed
(max. 56 days/year at 85 %)

Storage temperature: -40 °C up to max. +80 °C

The devices have to be within the specified temperature range (ta) before they can be operated.

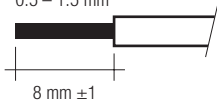
Installation instructions

Wiring type and cross section

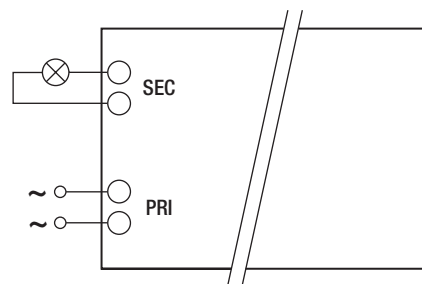
The wiring can be in stranded wires with ferrules or solid cable with a cross section of 0.5 – 1.5 mm².

For perfect function of the terminals the strip length should be 8 mm.

wire preparation:
0.5 – 1.5 mm²



Wiring diagram



Lamp types

Product is suitable to operate 12 V low voltage halogen lamp from 20 – 60 W (LXX, LZD, etc)

Dimming operation

TE 0060 BASIC 101/111 is designed for trailing-edge and leading-edge dimming. With the CISPR 15 compliance, trailing-edge dimming is recommended. In leading-edge dimming, noise might occur in some cases.