

Constant Current LED Power Supply

SLT3-350IS-1/SLT3-700IS-1



Product description:

This series was designed for compromise between an attractive price and high performance, which meets SELV standard of preventing electric shock. Protection of open circuit, short circuit, over load and over temperature increased safety in processing. Low standby power consumption complies with ERP directives. Optimized electric circuit design brings cost-effectiveness.



Standards:

EN61347-1
EN61347-2-13
EN61547
EN55015
EN61000-3-2
EN61000-3-3
EN62384
EN62493

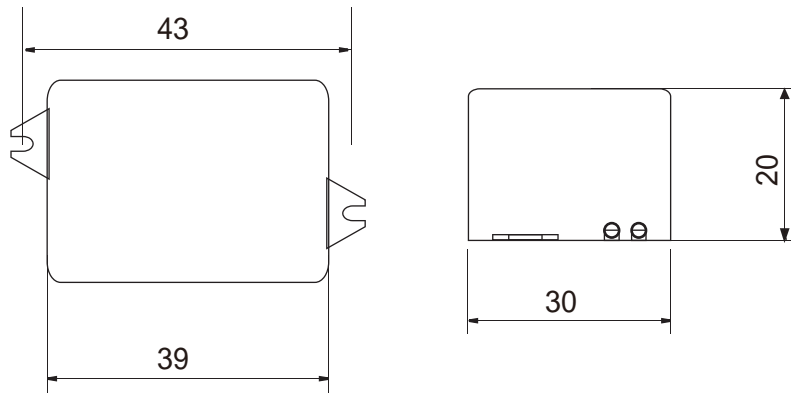
Characteristics:

- Small size
- Build-in power supply for constant current LED lamp
- Class II protection against electric shock from direct and indirect contact
- SELV output(<60V)
- Fast start-up time $\leq 0.5s$
- Open circuit, short circuit, over load and over temperature protection
- Auto restart after fault conditions removal
- Efficiency 72% (AC230V, full load)
- Eco design, comply with ERP directives

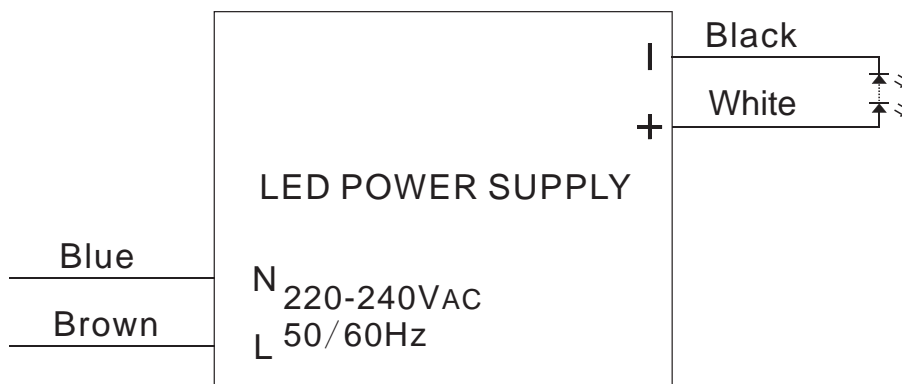
Specifications :

Model	SLT3-350IS-1	SLT3-700IS-1	
Output	turn on time(S)	≤0.5	≤0.5
	output current(mA)	350	700
	output current tolerance ¹	+/-8%	+/-8%
	ripple current(mA)	100(Ip-p)	200(Ip-p)
	working voltage range(V)	3-9	2-4.2
	Max. output voltage(V)	12	6
	dimming interface	No	
	dimming range	n/a	
Input	rated supply voltage(Vac)	220-240	220-240
	voltage range(Vac)	198-264	198-264
	line frequency(Hz)	50/60	50/60
	input current(mA) ²	50	50
	efficiency ³	72.0%	67.0%
	power factor ³	0.50	0.50
	inrush current(Ipk)	18A/35us	18A/35us
Protection	over voltage protection	YES	YES
	short circuit protection	YES	YES
	over temperature protection	YES	YES
	automatic restart	YES	YES
	over load protection	YES	YES
	surge capacity	L-N: 500V	L-N: 500V
Ambient and Life	Ta(°C)	-20...50	-20...45
	Tc max. (°C)	80	85
	Storage Temperature(°C)	-30...80	
	ambient humidity range	5%...85%RH, Not condensing	
	nominal life-time(hrs)	30'000@Tc=80 C	30'000@Tc=85 C
Other	weight(g)	30	
	dimensions (LxWxH)(mm)	50x30x20	
	casing material	Plastic	
	housing colour	White	
	type of protection	IP20	
	protection class	CLASS II	
Note	<p>1. Tolerance : includes set up tolerance, line regulation and load regulation.</p> <p>2. Tested at full load,230Vac.Refer to"Power Factor" and "EFFICIENT"curve graphs.</p> <p>3. All parameters NOT specially mentioned are measured at nominal voltage input, rated load, 25 of ambient temperature and no dimmer.</p> <p>4. The power supply is considered as a component that will be operated in combination with final equipment. Since EMC performance will be affected by the complete installation, the final equipment manufacturers must re-qualify EMC Directive on the complete installation again.</p>		

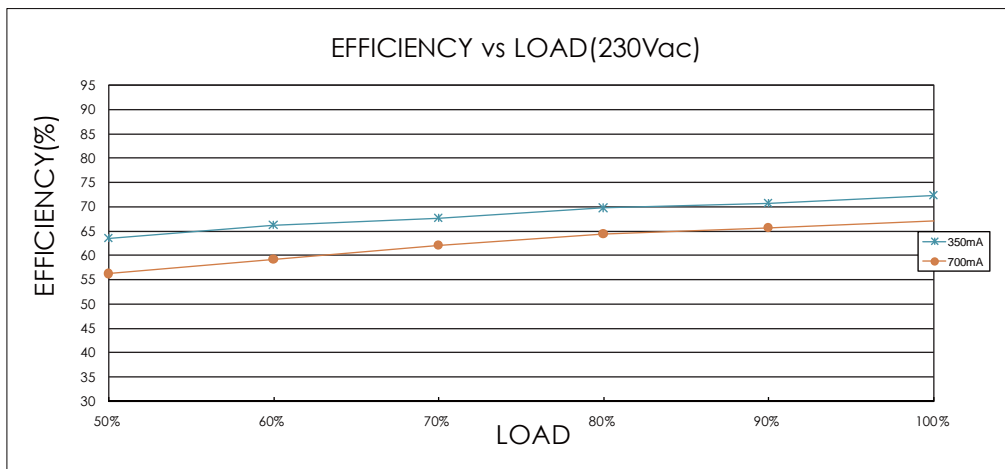
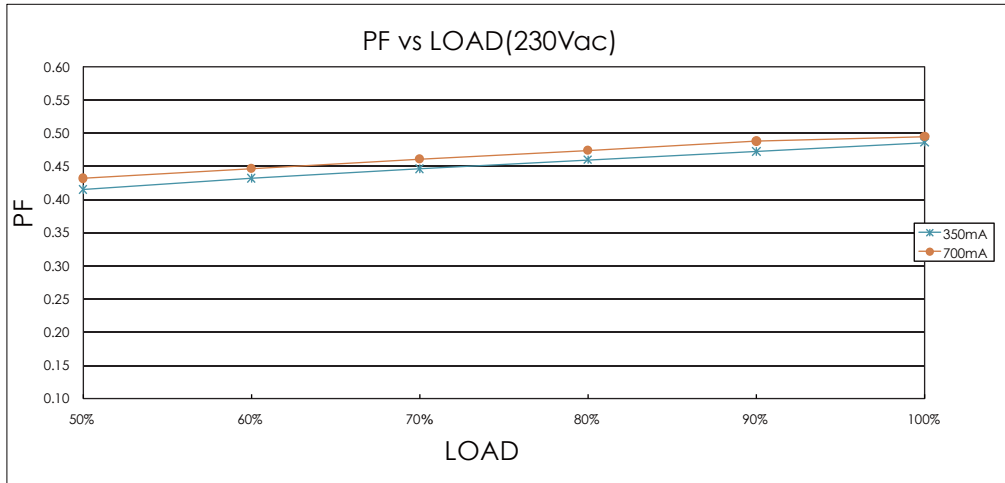
Dimensions(mm/inches):



Wiring diagram:



Electrical curves:



note

For constant current power supply, "LOAD" means the percentage of the maximum rated output voltage.
For constant voltage power supply, "LOAD" means the percentage of the maximum rated output current.

Sales & Technical Support:

Self Electronics Co.,Ltd.

Add: No. 1345 Ju Xian Road, Ningbo Hi Tech Park, Ningbo, China

Tel: 0086-574-28805765,28805658(For English Assistance)

0086-574-28805678 (For Chinese Assistance)

Fax: 0086-574-28805656

E-mail: sales@self-ecg.com

<http://www.self-ecg.com>

Self Electronics Co.,Ltd.,Shenzhen Office

Add: Room2007,Xinglang Xuan,Xinghe Mingju,Fuming Road,Futian District,Shenzhen

Tel: 0086-755-83558850, 83558851

Fax: 0086-755-83558840

SELF ELECTRONICS GERMANY GMBH

Add:August-Horch-Str. 7,51149 Koeln

Tel: 0049 2203 18501-0

Fax: 0049 2203 18501-199

E-mail: saleseu@self-electronics.com

*Due to continuous improvements and innovations,specifications are subjected to change without notice.