

Syl-lighter LED II

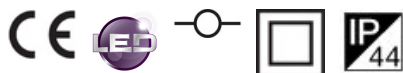
Syl-Lighter LED II 165 RO 12W WW

3031800



Range Features

- Syl-Lighter LED II is available in 4 different round body sizes: 165mm, 195mm, 220mm & 240mm
- Syl-Lighter LED II 165 12W delivers a 1,134 lumen output (4,000K) - perfect for 1x26W CFL replacement
- Syl-Lighter LED II 195 15W delivers a 1,480 lumen output (4,000K) - perfect for 1x32W/2x18W CFL replacement
- Syl-Lighter LED II 220 21W delivers a 1,989 lumen output (4,000K) - perfect for 1x42W CFL replacement
- Syl-Lighter LED II 240 25W delivers a 2,289 lumen output (4,000K) - perfect for 2x26W CFL replacement
- High efficacy up to 99lm/W (Syl-Lighter LED II 195 4,000K)
- IP44 rating allows for installation in applicable wet zone areas
- Choice of 3,000K (warm white) or 4,000K (neutral white)
- Shallow recess depth of <65mm
- Can replace existing large CFL downlights using a 225mm ceiling cut out (Syl-Lighter LED II 240)
- Energy efficient electronic gear including analogue 1-10V and DALI dimmable options
- IK07 polycarbonate diffuser allows for a wider light distribution than a reflector downlight, allowing for increased spacings between luminaires
- 3 hour emergency pack available (to be ordered in addition to the luminaire)
- Ideal for applications such as corridors, public WCs and back of house areas
- Quick and easy to install
- Loop in-Loop out facility with red push fit terminal block for quick wiring
- White bezel (RAL 9003)
- Energy Class: A++, A+, A
- Long lifetime: 50,000 hours life at L70 (L80: 30,000 hours, L90: 15,000 hours)



PRODUCT OVERVIEW

Beam angle(°)	74
Certifications	CE
Colour temperature (K)	3000
Colour	White (RAL 9003)
CRI (Ra)	80
Dimmable	Non-dim / not dimmable (switched only)
EAN code	8711971318002
Luminous flux (lm)	1047
Housing	Aluminium
IK rating	IK07
IP rating	IP44
Light colour	Warm white
LOR (%)	100
Mount	Ceiling recessed
Ordering number	3031800
Efficacy (Rated) (lm/w)	87.25
Average life (Rated) (h)	50000
Technology	LED (5 step SDCM)

Syl-lighter LED II

Syl-Lighter LED II 165 RO 12W WW

3031800

Voltage (V)	220-240
Included lamp	Intergrated LED

DATA TABLE

Optical data

Beam angle(°)	74
Colour temperature (K)	3000
CRI (Ra)	80
Distribution type	Direct - Symmetrical
Luminous flux (lm)	1047
Light colour	Warm white
LOR (%)	100

General data

Certifications	CE
Control gear type	Electronic
Dimmable	Non-dim / not dimmable (switched only)
EAN code	8711971318002
Environment	Interior
General application	Hospitality,Office ,Logistics & Industry
Housing	Aluminium
Mount	Ceiling recessed
Ordering number	3031800

Syl-lighter LED II

Syl-Lighter LED II 165 RO 12W WW

3031800

Range features

Syl-Lighter LED II is available in 4 different round body sizes:
165mm, 195mm, 220mm & 240mm
Syl-Lighter LED II 165 12W delivers a 1,134 lumen output (4,000K)
- perfect for 1x26W CFL replacement
Syl-Lighter LED II 195 15W delivers a 1,480 lumen output (4,000K)
- perfect for 1x32W/2x18W CFL replacement
Syl-Lighter LED II 220 21W delivers a 1,989 lumen output (4,000K)
- perfect for 1x42W CFL replacement
Syl-Lighter LED II 240 25W delivers a 2,289 lumen output (4,000K)- perfect for 2x26W CFL replacement
High efficacy up to 99lm/W (Syl-Lighter LED II 195 4,000K)
IP44 rating allows for installation in applicable wet zone areas
Choice of 3,000K (warm white) or 4,000K (neutral white)
Shallow recess depth of <65mm
Can replace existing large CFL downlights using a 225mm ceiling cut out (Syl-Lighter LED II 240)
Energy efficient electronic gear including analogue 1-10V and DALI dimmable options
IK07 polycarbonate diffuser allows for a wider light distribution than a reflector downlight, allowing for increased spacings between luminaires
3 hour emergency pack available (to be ordered in addition to the luminaire)
Ideal for applications such as corridors, public WCs and back of house areas
Quick and easy to install
Loop in-Loop out facility with red push fit terminal block for quick wiring
White bezel (RAL 9003)
Energy Class: A++, A+, A
Long lifetime: 50,000 hours life at L70 (L80: 30,000 hours, L90: 15,000 hours)

Product name	Syl-Lighter LED II 165 RO 12W WW
Average life (Rated) (h)	50000
Technology	LED (5 step SDCM)

Tender text

IP44 round LED downlight with outputs of up to 2,289lm and an efficacy of up to 99lm/W. Polycarbonate diffuser with a white bezel. Shallow recess depth (<65mm). Available in 12, 15, 21 & 25W in 165mm, 195mm, 220mm & 240mm body sizes and up to 225mm ceiling cut outs. Perfect for up to 2x26W CFL replacement. Includes loop-in loop-out facility for quick installation.

Physical data

Colour	White (RAL 9003)
Cutout diameter (mm)	145 x 145
Cutout shape	Round
Diffuser finish	Opal
Diffuser material	Polycarbonate
Height (mm)	45

Syl-lighter LED II

Syl-Lighter LED II 165 RO 12W WW

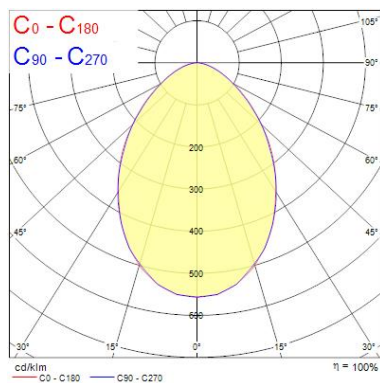
3031800

IK rating	IK07
IP rating	IP44
Lamp included	Yes
Length (mm)	165
Reflector finish	Diffuser
Weight (kg)	0.38
Width (mm)	165
Included lamp	Intergrated LED

Electrical data

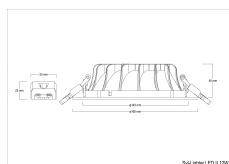
Drive current (mA)	300
Electrical protection	Class II
Glow wire test	650
Efficacy (Rated) (lm/w)	87.25
Ta rating	-10 to +40
Total power consumption (W)	12
Voltage (V)	220-240

PHOTOMETRY



Distance [m]	Cone diameter [m]	E(0°)	E(C90)	E(C0)
0.5	0.81 0.83	2338	547	531
1.0	1.63 1.66	592	137	133
1.5	2.44 2.49	259	61	59
2.0	3.25 3.32	145	34	33
2.5	4.06 4.15	90	22	21
3.0	4.88 4.98	66	16	15

TECHNICAL DRAWINGS




Syl-lighter LED II

Syl-Lighter LED II 165 RO 12W WW

3031800

Lumiance
3031800





This luminaire is compatible with bulbs of the energy classes:

A++
A+
A
~~B~~
~~C~~
~~D~~
~~E~~

}
LED

This luminaire is sold with a bulb of the energy class:

874/2012




This luminaire is compatible with bulbs of the energy classes:

A++
A+
A
~~B~~
~~C~~
~~D~~
~~E~~

}
LED

This luminaire is sold with a bulb of the energy class:

Lumiance
3031800
874/2012
