

SMART CAKE 82 LED GE

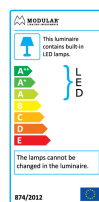
Smart cake is part of the Smart family. This family's styling is based on our most popular iconic designs. Its gently sloping sides ensure a soft distribution of light. Since its introduction in 2010, Smart has become an extensive portfolio with a broad range of accessories. Concretely this means that the luminaires consist of a light source (LED, halogen), which can be combined with one of three trims to suit your needs. The new spotlights can be combined with Smart mask, Smart surface box or surface tubed to form the perfect solution for any interior. Choose a white, black or gold finishing. Also available in different sizes, fix and adjustable, IP version, ...

Art. Nr. 12411409

SPECIFICATIONS

Lamp	1x LED Array	
Gear / Transfo	LED gear not incl.	
Cut-out size	ø 70 h 60	
Weight	0.36kg	
Min. Distance	0.1 m	
IP	IP20	
Glow Wire Test	960°	
Source lifetime	50000 hrs	
CRI	90	
Power supply	350mA	500mA
	17.8Vf	18.4Vf
Connected load	6.2W	9.2W
Lumen	533lm	716lm
Efficacy	86lm/W	78lm/W
UGR	21	22
Adjustability	Not Applicable	
Remark	! 3500K on request ! can be combined with Smart mask ! can be combined with Smart surface box & surface tubed (surface/suspension)	

	WARM WHITE 2700K / CRI 90+			NEUTRAL WHITE 4000K / CRI 90+			WARM WHITE 3000K / CRI 90+		
	MEDIUM 25°	FLOOD 40°	SPOT 15°	MEDIUM 25°	FLOOD 40°	SPOT 15°	MEDIUM 25°	FLOOD 40°	SPOT 15°
black struc	12411032	12411232	12411632	12411132	12411332	12411832	12411432	12411532	12411732
gold	12411046	12411246	12411646	12411146	12411346	12411846	12411446	12411546	12411746
white struc	12411009	12411209	12411609	12411109	12411309	12411809	12411409	12411509	12411709



This label is available in other languages:
<http://supmodular.com/assets/TYPE2.pdf>



SMART CAKE 82 LED GE

ACCESSORIES

HUE-DEVICE

70000615	PHILIPS HUE TAP SWITCH
70000847	PHILIPS HUE SENSOR
70000614	PHILIPS HUE DIMMER SWITCH

HUE-MODULE

13190030	MODULAR CONNECTED 1-10V WHITE COMPONENT
----------	---

HUE-BRIDGE

70000616	PHILIPS HUE BRIDGE EU
70000617	PHILIPS HUE BRIDGE UK

GYPKIT

12290130	GYPKIT 190X190 - Ø70
12291030	GYPKIT 210X190-2XØ70

CONBOX

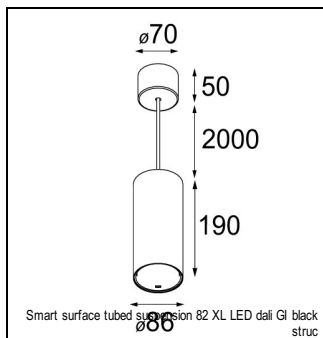
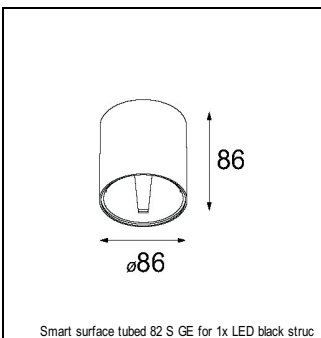
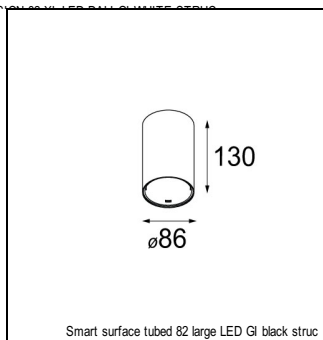
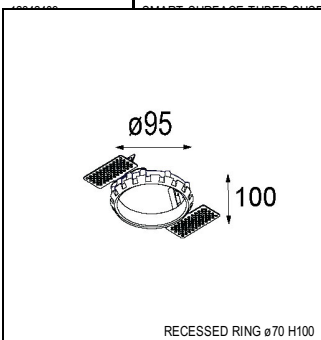
10889830	CONBOX 190X192X130X256
----------	------------------------

RECESSED-FRAME

12500230	RECESSED RING Ø70 H100
----------	------------------------

SURFACE-TUBED

12844032	SMART SURFACE TUBED 82 LARGE LED GI BLACK STRUC
12844024	SMART SURFACE TUBED 82 LARGE LED GI BRUSHED ALU
12844009	SMART SURFACE TUBED 82 LARGE LED GI WHITE STRUC
12845032	SMART SURFACE TUBED 82 LARGE LED GE BLACK STRUC
12845024	SMART SURFACE TUBED 82 LARGE LED GE BRUSHED ALU
12845009	SMART SURFACE TUBED 82 LARGE LED GE WHITE STRUC
12841032	SMART SURFACE TUBED 82 S GE FOR 1X LED BLACK STRUC
12841009	SMART SURFACE TUBED 82 S GE FOR 1X LED WHITE STRUC
12842432	SMART SURFACE TUBED SUSPENSION 82 XL LED DALI GI BLACK STRUC
12842424	SMART SURFACE TUBED SUSPENSION 82 XL LED DALI GI BRUSHED ALU



ACCESSORIES

SURFACE-TUBED

12842009	SMART SURFACE TUBED SUSPENSION 82 LARGE LED GI WHITE STRUC
----------	--

MASK

12500132	SMART MASK 82 2X BLACK STRUC
12500146	SMART MASK 82 2X GOLD
12500109	SMART MASK 82 2X WHITE STRUC
12500032	SMART MASK 82 1X BLACK STRUC
12500046	SMART MASK 82 1X GOLD
12500009	SMART MASK 82 1X WHITE STRUC

SURFACE-BOX

12515132	SMART SURFACE BOX 82 1-10V/PUSHDIM GI FOR 2X LED GE BLACK STRUC
12515109	SMART SURFACE BOX 82 1-10V/PUSHDIM GI FOR 2X LED GE WHITE STRUC
12515032	SMART SURFACE BOX 82 GI FOR 2X LED GE BLACK STRUC
12515009	SMART SURFACE BOX 82 GI FOR 2X LED GE WHITE STRUC
12514132	SMART SURFACE BOX 82 1-10V/PUSHDIM GI FOR 1X LED GE BLACK STRUC
12514109	SMART SURFACE BOX 82 1-10V/PUSHDIM GI FOR 1X LED GE WHITE STRUC
12514032	SMART SURFACE BOX 82 GI FOR 1X LED GE BLACK STRUC
12514009	SMART SURFACE BOX 82 GI FOR 1X LED GE WHITE STRUC

