

DALI x/e-touchPANEL 02

Lighting and emergency lighting control system



Product description

DALI control system with 2 mode options:

- _ Light management in mains mode
- _ Emergency lighting management

Properties

- _ Colour touch screen (7")
- _ Background lighting with RGB LEDs
- _ User-friendly application software
- _ With DALI system functions of addressing and grouping
- _ USB and ethernet interface
- _ Can be remote-controlled via standard internet browser or em-LINK software (available at www.tridonic.com)
- _ Up-/downloading of the emergency lighting test report and firmware via USB or Ethernet
- _ 5-year guarantee

Lighting management

- _ Lighting management system with up to 128 DALI devices
- _ Start-up, control and operating unit
- _ Manual dimming and switching
- _ Manual scene recall or timed scene recall with a maximum of 99 sequences
- _ Tunable White (colour converter) control (colour temperature along the Planckian Locus)
- _ Weekday-controlled sequence programming (schedule)
- _ User-defined labelling of scenes, groups, sequences and schedule
- _ Optimised mode for RGB coloured light management

Emergency lighting management

- _ For small and medium emergency lighting systems with up to 120 DALI emergency lighting units (60 for each DALI line) per DALI x/e-touchPANEL 02
- _ 2 addresses for external status controls
- _ Function and endurance tests can be conducted in accordance with local regulations
- _ Supports patented addressing function ("EZ easy addressing")
- _ Individual labelling of groups and devices
- _ Calendar-controlled function and duration test
- _ Interconnection of up to 25 panels for bigger installations possible

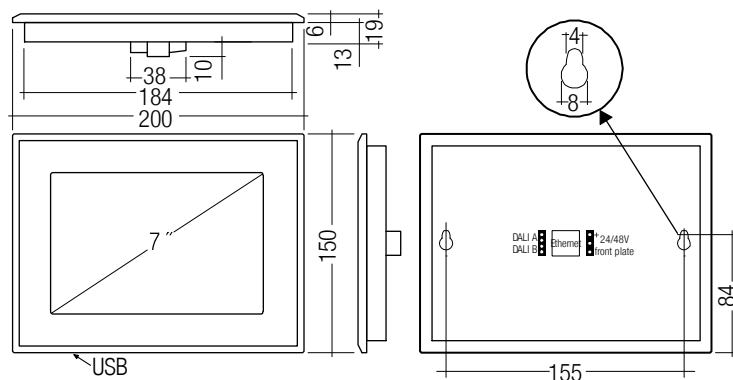
Website

<http://www.tridonic.com/28000005>



DALI x/e-touchPANEL 02

Lighting and emergency lighting control system



Ordering data

Type	Article number	Packaging, carton	Weight per pc.
DALI x/e-touchPANEL 02	28000005	1 pc(s).	1.985 kg

Technical data

Rated supply voltage mains adapter	230 – 240 V
Mains frequency mains adapter	50 / 60 Hz
Rated supply voltage DALI x/e-touchPANEL 02	24 – 48 V DC
Power	10 W
Interface	USB, Ethernet
Number of DALI circuits	2
Current consumption of each DALI line	2 mA
Ambient temperature t_a	0 ... +50 °C
Touchscreen size	7"
Touchscreen pixel	800 x 480
Colours	64K
Distance between mounting holes (D)	155 mm
Type of protection	IP20
Housing material	Plastic PA-758
Dimensions L x W x H	200 x 150 x 20 mm

Approval marks



Standards

EN 60950, EN 61347-2-11, EN 61547, EN 55022, EN 55015

1. Standards

EN 60950
 EN 61347-2-11
 EN 61547
 EN 62034
 EN 55022
 EN 55015

1.1 DALI standard

DALI x/e-touchPANEL 02 is designed to control control gear with DALI standard IEC 60929 (DALI VO) and IEC 62386 (DALI V1).

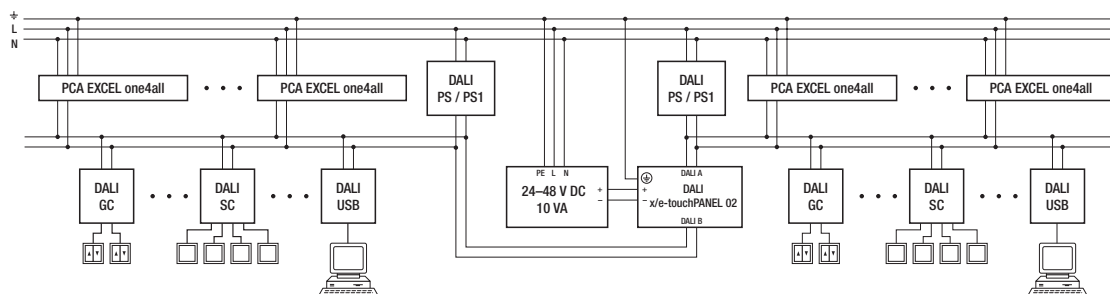
1.2 Glow-wire test

according to EN 60598-1 passed.

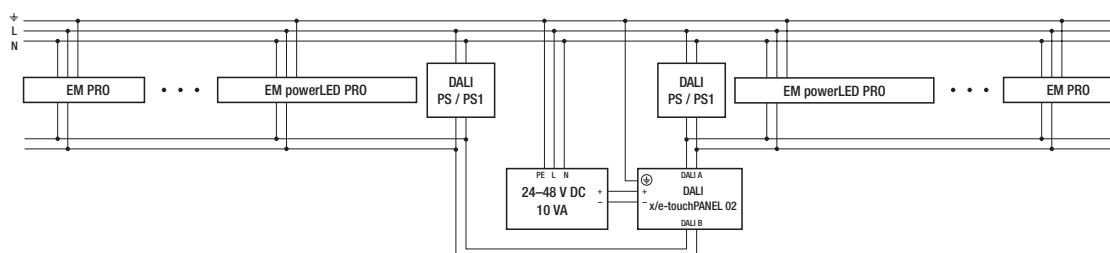
2. Installation

- DALI is not SELV.
The installation instructions for mains voltage therefore apply.
- External power supply needed (included)
- External DALI bus supply needed (e.g. DALI PS, DALI PS1, ... not included)
- Simple fixing via 2 screws (included)

2.1 Lighting management



2.2 Emergency lighting management



3. Miscellaneous

3.1 Additional information

Additional technical information at www.tridonic.com → Technical Data

Guarantee conditions at www.tridonic.com → Services

Life-time declarations are informative and represent no warranty claim.
 No warranty if device was opened.