TRIDONIC

Module DLA G2 system

Engine DLA G2

DLA G2 100mm 1000lm 8x0 SNC EM MOD + DLA G2 100mm 1000lm 8x0 SNC EM ECG + Reflector 90° + Trim Ring

DLA G2 100mm 1000lm 8x0 SNC

DLA G2 150mm 1000/2000lm 8x0 SNC

Product description
- LED replacement for downlight with compact fluorescent lamps
- Complete ready2apply solution comprising module, driver, reflector and trim ring
- Ripple current 5 % and UGR19 (specific model only) makes office installation possible
- Approved emergency solution with EM converterLED
- Optional reflector solution with 60° and 90°
- Nominal lifetime of 50,000 h (L70/B50)
- 5 years guarantee (conditions at https://www.tridonic.com/en/int/services/manufacturer-guarantee-conditions)

Optical properties
- Colour temperatures 3,000 and 4,000 K
- Typ. luminous flux category: 1,000/2,000/3,000 lm
- High colour rendering index CRI > 80
- Small colour tolerance (MacAdam 4)

Mechanical properties
- Fit for ceiling cutout 100, 150 and 200 mm
- Tool-free assembly, simple as push and rotate
- Spring clip pre-assembled

System solution
- High system efficacy up to 111 lm/W

Website
http://www.tridonic.com/28002241

Linear | High bay | Decorative | **Downlights** | **Spotlights** | Free-standing | Area | Floor | Wall | Street

Module DLA G2 system

Engine DLA G2

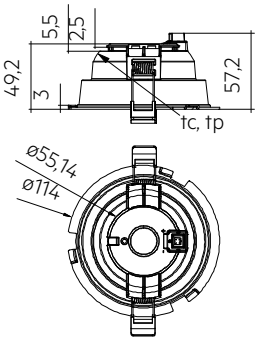

DLA G2 100mm 1000lm 8x0 SNC

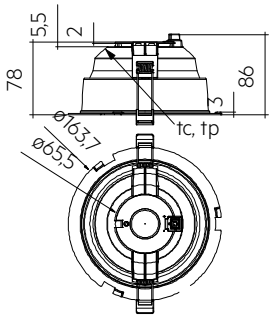

DLA G2 150mm 1000/2000lm 8x0 SNC

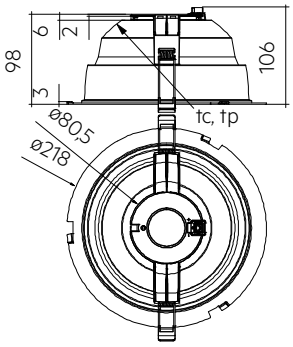

DLA G2 200mm 2000/3000lm 8x0 SNC

Ordering data

Type	Article number	Colour temperature	Packaging	Weight per pc.
DLA G2 100mm 1000lm 830 SNC EM MOD	**28002241**	3,000 K	42 pc(s).	0.085 kg
DLA G2 100mm 1000lm 840 SNC EM MOD	**28002242**	4,000 K	42 pc(s).	0.085 kg
DLA G2 150mm 1000/2000lm 830 SNC EM MOD	**28002243**	3,000 K	42 pc(s).	0.157 kg
DLA G2 150mm 1000/2000lm 840 SNC EM MOD	**28002244**	4,000 K	42 pc(s).	0.157 kg
DLA G2 200mm 2000/3000lm 830 SNC EM MOD	**28002245**	3,000 K	42 pc(s).	0.252 kg
DLA G2 200mm 2000/3000lm 840 SNC EM MOD	**28002270**	4,000 K	42 pc(s).	0.252 kg

Technical data

Beam characteristic	60° / 90° / 100°
Ambient temperature ta	-20 … +40 °C
tc temperature (100 mm, 1000lm) ①	60 °C
tc temperature (150 mm, 1000lm) ①	55 °C
tc temperature (150 mm, 2000lm) ①	65 °C
tc temperature (200 mm, 2000lm) ①	60 °C
tc temperature (200 mm, 3000lm) ①	65 °C
ESD classification	Severity level 2
Max. working voltage for insulation	60 V
Colour tolerance	4 SDCM
Risk group (IEC 62471)	RG1
Type of protection	IP20
Lumen maintenance L70B50	50,000 h
Guarantee (conditions at www.tridonic.com)	5 Year(s)

Approval marks

RoHS

Standards

EN 62031, EN 62471, IEC 61000-4-2, IEC 62778

Specific technical data

Combination	Photometric code	Typ. tp temperatur	Expected luminous flux at tp rated②	Typ. power at tp rated	Luminous efficacy at tp	Beam angle	UGR	Colour rendering index CRI	Energy
Without reflector									
Module: DLA G2 100mm 1000lm 830 SNC EM MOD + Driver: DLA G2 100mm 1000lm 8x0 SNC EM ECG	830/4xx	45 °C	980 lm	10.2 W	96 lm/W	100°	25	>80	A+
Module: DLA G2 100mm 1000lm 840 SNC EM MOD + Driver: DLA G2 100mm 1000lm 8x0 SNC EM ECG	840/4xx	45 °C	1,030 lm	10.2 W	101 lm/W	100°	25	>80	A+
Module: DLA G2 150mm 1000/2000lm 830 SNC EM MOD + Driver: DLA G2 150mm 1000lm 8x0 ADV EM ECG	830/4xx	40 °C	1,000 lm	10.1 W	99 lm/W	100°	23	>80	A+
Module: DLA G2 150mm 1000/2000lm 830 SNC EM MOD + Driver: DLA G2 150mm 2000lm 8x0 SNC EM ECG	830/4xx	50 °C	1,970 lm	20.2 W	97 lm/W	100°	25	>80	A+
Module: DLA G2 150mm 1000/2000lm 840 SNC EM MOD + Driver: DLA G2 150mm 1000lm 8x0 ADV EM ECG	840/4xx	40 °C	1,020 lm	10.1 W	101 lm/W	100°	23	>80	A+
Module: DLA G2 150mm 1000/2000lm 840 SNC EM MOD + Driver: DLA G2 150mm 2000lm 8x0 SNC EM ECG	840/4xx	50 °C	2,050 lm	20.2 W	101 lm/W	100°	25	>80	A+
Module: DLA G2 200mm 2000/3000lm 830 SNC EM MOD + Driver: DLA G2 200mm 2000lm 8x0 ADV EM ECG	830/4xx	45 °C	2,090 lm	20.4 W	102 lm/W	100°	23	>80	A+
Module: DLA G2 200mm 2000/3000lm 830 SNC EM MOD + Driver: DLA G2 200mm 3000lm 8x0 SNC EM ECG	830/4xx	50 °C	2,900 lm	29.8 W	97 lm/W	100°	25	>80	A+
Module: DLA G2 200mm 2000/3000lm 840 SNC EM MOD + Driver: DLA G2 200mm 2000lm 8x0 ADV EM ECG	840/4xx	45 °C	2,120 lm	20.4 W	104 lm/W	100°	23	>80	A+
Module: DLA G2 200mm 2000/3000lm 840 SNC EM MOD + Driver: DLA G2 200mm 3000lm 8x0 SNC EM ECG	840/4xx	50 °C	3,000 lm	29.8 W	101 lm/W	100°	25	>80	A+
With 60° reflector									
Module: DLA G2 100mm 1000lm 830 SNC EM MOD + Driver: DLA G2 100mm 1000lm 8x0 SNC EM ECG	830/4xx	45 °C	1,060 lm	10.2 W	104 lm/W	60°	20	>80	A+
Module: DLA G2 100mm 1000lm 840 SNC EM MOD + Driver: DLA G2 100mm 1000lm 8x0 SNC EM ECG	840/4xx	45 °C	1,110 lm	10.2 W	109 lm/W	60°	20	>80	A+
Module: DLA G2 150mm 1000/2000lm 830 SNC EM MOD + Driver: DLA G2 150mm 1000lm 8x0 ADV EM ECG	830/4xx	40 °C	1,100 lm	10.1 W	109 lm/W	60°	16	>80	A+
Module: DLA G2 150mm 1000/2000lm 830 SNC EM MOD + Driver: DLA G2 150mm 2000lm 8x0 SNC EM ECG	830/4xx	50 °C	2,130 lm	20.2 W	105 lm/W	60°	19	>80	A+
Module: DLA G2 150mm 1000/2000lm 840 SNC EM MOD + Driver: DLA G2 150mm 1000lm 8x0 ADV EM ECG	840/4xx	40 °C	1,120 lm	10.1 W	111 lm/W	60°	16	>80	A+
Module: DLA G2 150mm 1000/2000lm 840 SNC EM MOD + Driver: DLA G2 150mm 2000lm 8x0 SNC EM ECG	840/4xx	50 °C	2,210 lm	20.2 W	109 lm/W	60°	19	>80	A+
Module: DLA G2 200mm 2000/3000lm 830 SNC EM MOD + Driver: DLA G2 200mm 2000lm 8x0 ADV EM ECG	830/4xx	45 °C	2,200 lm	20.4 W	108 lm/W	60°	17	>80	A+
Module: DLA G2 200mm 2000/3000lm 830 SNC EM MOD + Driver: DLA G2 200mm 3000lm 8x0 SNC EM ECG	830/4xx	50 °C	3,070 lm	29.8 W	103 lm/W	60°	18	>80	A+
Module: DLA G2 200mm 2000/3000lm 840 SNC EM MOD + Driver: DLA G2 200mm 2000lm 8x0 ADV EM ECG	840/4xx	45 °C	2,250 lm	20.4 W	110 lm/W	60°	17	>80	A+
Module: DLA G2 200mm 2000/3000lm 840 SNC EM MOD + Driver: DLA G2 200mm 3000lm 8x0 SNC EM ECG	840/4xx	50 °C	3,180 lm	29.8 W	107 lm/W	60°	18	>80	A+
With 90° reflector									
Module: DLA G2 100mm 1000lm 830 SNC EM MOD + Driver: DLA G2 100mm 1000lm 8x0 SNC EM ECG	830/4xx	45 °C	1,060 lm	10.2 W	104 lm/W	90°	23	>80	A+
Module: DLA G2 100mm 1000lm 840 SNC EM MOD + Driver: DLA G2 100mm 1000lm 8x0 SNC EM ECG	840/4xx	45 °C	1,110 lm	10.2 W	109 lm/W	90°	23	>80	A+
Module: DLA G2 150mm 1000/2000lm 830 SNC EM MOD + Driver: DLA G2 150mm 1000lm 8x0 ADV EM ECG	830/4xx	40 °C	1,100 lm	10.1 W	109 lm/W	90°	20	>80	A+
Module: DLA G2 150mm 1000/2000lm 830 SNC EM MOD + Driver: DLA G2 150mm 2000lm 8x0 SNC EM ECG	830/4xx	50 °C	2,130 lm	20.2 W	105 lm/W	90°	22	>80	A+
Module: DLA G2 150mm 1000/2000lm 840 SNC EM MOD + Driver: DLA G2 150mm 1000lm 8x0 ADV EM ECG	840/4xx	40 °C	1,120 lm	10.1 W	111 lm/W	90°	20	>80	A+
Module: DLA G2 150mm 1000/2000lm 840 SNC EM MOD + Driver: DLA G2 150mm 2000lm 8x0 SNC EM ECG	840/4xx	50 °C	2,210 lm	20.2 W	109 lm/W	90°	22	>80	A+
Module: DLA G2 200mm 2000/3000lm 830 SNC EM MOD + Driver: DLA G2 200mm 2000lm 8x0 ADV EM ECG	830/4xx	45 °C	2,200 lm	20.4 W	108 lm/W	90°	20	>80	A+
Module: DLA G2 200mm 2000/3000lm 830 SNC EM MOD + Driver: DLA G2 200mm 3000lm 8x0 SNC EM ECG	830/4xx	50 °C	3,070 lm	29.8 W	103 lm/W	90°	21	>80	A+
Module: DLA G2 200mm 2000/3000lm 840 SNC EM MOD + Driver: DLA G2 200mm 2000lm 8x0 ADV EM ECG	840/4xx	45 °C	2,250 lm	20.4 W	110 lm/W	90°	20	>80	A+
Module: DLA G2 200mm 2000/3000lm 840 SNC EM MOD + Driver: DLA G2 200mm 3000lm 8x0 SNC EM ECG	840/4xx	50 °C	3,180 lm	29.8 W	107 lm/W	90°	21	>80	A+

① If the max. temperature limits are exceeded, the life of the module will be reduced or the module may be damaged. The temperature of the LED engine at the tc-point is to be measured in the thermally stable state. For tc-point see the above diagram.

② Tolerance range for optical data: ±10 %.

ACD REFLECTOR G2

Accessory

Product description
_ Reflector for DLA G2 modules with 60° or 90°

Website
http://www.tridonic.com/28002190

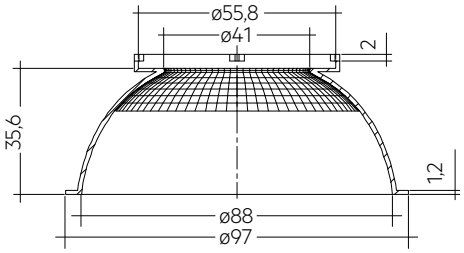

Ordering data

Type	Article number	Diameter	Packaging, carton	Weight per pc.
ACD REFLECTOR G2 100mm 60D	**28002190**	100 mm	42 pc(s).	0.033 kg
ACD REFLECTOR G2 100mm 90D	**28002191**	100 mm	42 pc(s).	0.033 kg
ACD REFLECTOR G2 150mm 60D	**28002192**	150 mm	42 pc(s).	0.071 kg
ACD REFLECTOR G2 150mm 90D	**28002193**	150 mm	42 pc(s).	0.071 kg
ACD REFLECTOR G2 200mm 60D	**28002194**	200 mm	42 pc(s).	0.120 kg
ACD REFLECTOR G2 200mm 90D	**28002195**	200 mm	42 pc(s).	0.120 kg

ACD TRIM RING

Accessory

Product description
_ Trim rings in 100, 150 and 200 mm diameter

Website
http://www.tridonic.com/28002196

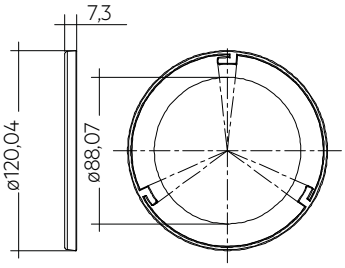

Ordering data

Type	Article number	Colour	Packaging, carton	Weight per pc.
ACD TRIM RING 100MM WHITE	**28002196**	White	240 pc(s).	0.019 kg
ACD TRIM RING 150MM WHITE	**28002197**	White	120 pc(s).	0.032 kg
ACD TRIM RING 200MM WHITE	**28002198**	White	60 pc(s).	0.053 kg

ACD EM LED INDICATOR HOLDER

Accessory

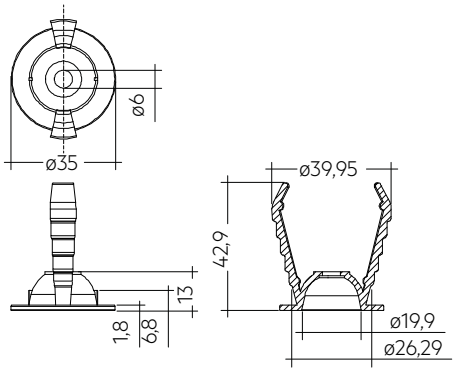

Product description
_ Holder for indicator LED in emergency operation
_ Glow-wire test with a temperature of 850 °C passed

Website
http://www.tridonic.com/28002189

Ordering data

Type	Article number	Colour	Packaging, carton	Weight per pc.
ACD EM LED INDICATOR HOLDER	**28002189**	White	120 pc(s).	0.006 kg

ACY DLA G2 connector

Accessory



Product description

- Additional driver connector to enable the use of standard drivers with DLA G2 modules
- ST 3 x 8 mm screw included
- Cable type H03VV-F 2 x 0.5 mm²
- Length 400 mm
- Glow-wire test with a temperature of 850 °C passed
- Adjust stripping length according to driver

Website
http://www.tridonic.com/28004642

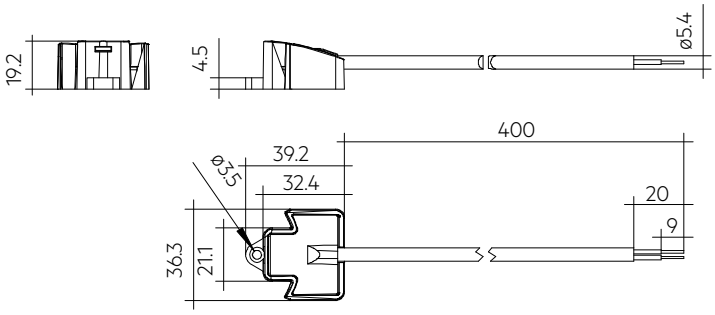

Ordering data

Type	Article number	Packaging, carton	Weight per pc.
ACY DLA G2 connector	**28004642**	100 pc(s).	0.029 kg

Module DLA G2
Product description

1. Standards

EN 62031
EN 62471
IEC 61000-4-2
IEC TR 62778: 2014

1.1 Glow wire test

according to EN 62031 with increased temperature of 850 °C passed.

1.2 Photometric code

Key for photometric code, e. g. 830 / 469

1st digit		2nd + 3rd digit	4th digit	5th digit	6th digit	
Code	CRI	Colour temperature in Kelvin x 100	MacAdam initial	MacAdam after 25% of the lifetime (max.6000h)	Luminous flux after 25% of the lifetime (max.6000h)	
					Code	Luminous flux
7	70 – 79				7	≥ 70 %
8	80 – 89				8	≥ 80 %
9	≥90				9	≥ 90 %

1.3 Energy classification

Type	Colour tempera-ture	Energy classifi-cation	Energy consumption	Type of light source
DLA G2 100mm 1000lm 830 SNC EM MOD	3,000 K	G	9 kWh / 1,000 h	directional
DLA G2 100mm 1000lm 840 SNC EM MOD	4,000 K	F	9 kWh / 1,000 h	directional
DLA G2 150mm 1000/2000lm 830 SNC EM MOD	3,000 K	G	18 kWh / 1,000 h	directional
DLA G2 150mm 1000/2000lm 840 SNC EM MOD	4,000 K	F	18 kWh / 1,000 h	directional
DLA G2 200mm 2000/3000lm 830 SNC EM MOD	3,000 K	G	27 kWh / 1,000 h	directional
DLA G2 200mm 2000/3000lm 840 SNC EM MOD	4,000 K	F	27 kWh / 1,000 h	directional

Energy label and further information at www.tridonic.com in the certificates tab of the corresponding product page and at the EPREL data base https://eprel.ec.europa.eu/

1.4 Insulation and electric strength testing of luminaires

Electronic devices can be damaged by high voltage. This has to be considered during the routine testing of the luminaires in production.

According to IEC 60598-1 Annex Q (informative only!) or ENEC 303-Annex A, each luminaire should be submitted to an insulation test with 500 V DC for 1 second. This test voltage should be connected between the interconnected phase and neutral terminals and the earth terminal.
The insulation resistance must be at least 2 MΩ.

As an alternative, IEC 60598-1 Annex Q describes a test of the electrical strength with 1500 V AC (or 1.414 x 1500 V DC). To avoid damage to the electronic devices this test must not be conducted.

2. Thermal details

2.1 tp point, ambient temperature and lifetime

The temperature at tp reference point is crucial for the light output and lifetime of a LED product.
The operating temperature of a LED product is crucial for the light output, the product lifetime but also for the product safety.
The thermal limits can be checked at the tp/tc point.
On page 11 the lumen maintenance is shown in relation to the temperature at tp.
tp,rated shows the temperature at which the rated values are reached.
tc shows the thermal limit for safety reason und must never be exceeded under normal conditions.

For DLA G2 SNC the tp temperature has to be complied in order to achieve an optimum between heat sink requirements, light output and lifetime.

Compliance with the maximum permissible reference temperature at the tp point must be checked under operating conditions in a thermally stable state. The maximum value must be determined under worst-case conditions for the relevant application.

The tc and tp temperature of LED modules from Tridonic are measured at the same reference point.

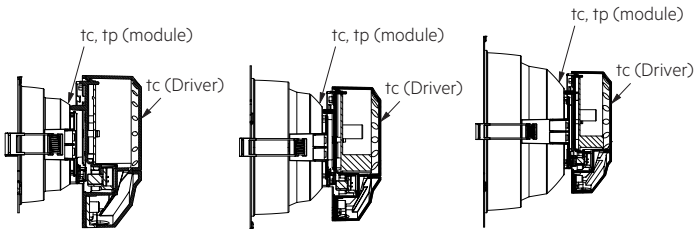

DLA G2 100mm SNC DLA G2 150mm SNC DLA G2 200mm SNC

2.2 Thermal behaviour

storage temperature	-30 ... +80 °C

Operation only in non condensing environment.
Humidity during processing of the module should be between 30 to 70 %.

3. Installation

3.1 Assembly of DLA G2 SNC

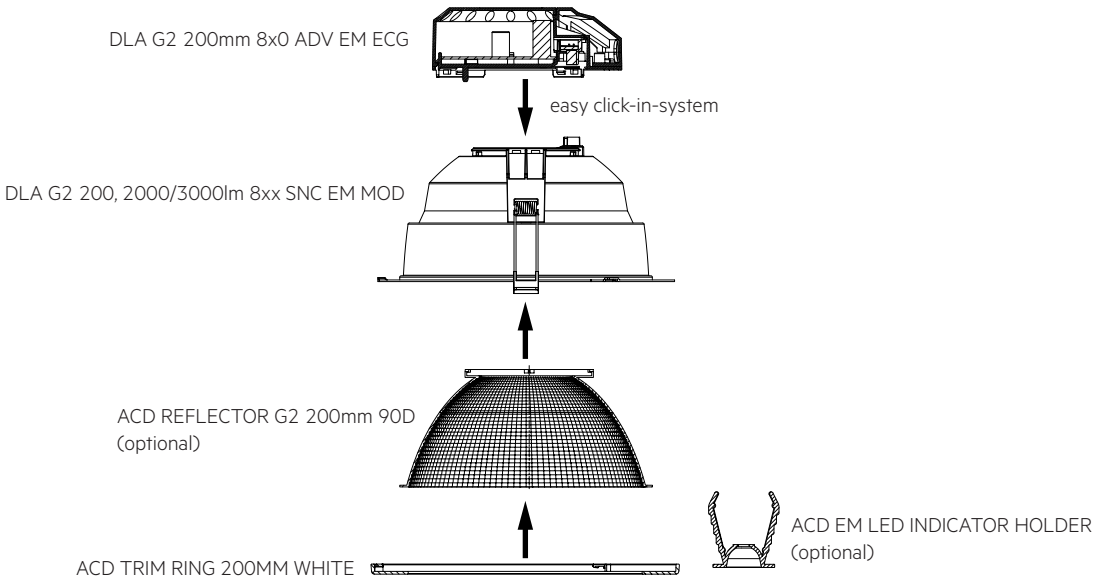

3.2 Mounting hole size

	Mounting hole size
DLA G2 100mm SNC	ø 100 – 108 mm
DLA G2 150mm SNC	ø 145 – 158 mm
DLA G2 200mm SNC	ø 190 – 210 mm

4. Lifetime

4.1 Lifetime, lumen maintenance and failure rate

The light output of an LED module decreases over the lifetime, this is characterized with the L value.
L70 means that the LED module will give 70 % of its initial luminous flux. This value is always related to the number of operation hours and therefore defines the lifetime of an LED module.

As the L value is a statistical value and the lumen maintenance may vary over the delivered LED modules.
The B value defines the amount of modules which are below the specific L value, e.g. L70B10 means 10 % of the LED modules are below 70 % of the initial luminous flux, respectively 90 % will be above 70 % of the initial value. In addition the percentage of failed modules (fatal failure) is characterized by the C value.

The F value is the combination of the B and C value. That means for F degradation and complete failures are considered, e.g. L70F10 means 10 % of the LED modules may fail or be below 70 % of the initial luminous flux.

4.2 Lumen maintenance

DLA G2 100mm 1000lm 8x0 SNC EM MOD:

Type of Driver	tp temperature	L80 / F50	L80 / F10	L70 / F50	L70 / F10
DLA G2 100mm 1000lm 8xx SNC EM ECG	45 °C	35,000 h	29,000 h	56,000 h	49,000 h
	65 °C	35,000 h	29,000 h	56,000 h	49,000 h

DLA G2 150mm 1000/2000lm 8x0 SNC EM MOD:

Type of Driver	tp temperature	L80 / F50	L80 / F10	L70 / F50	L70 / F10
DLA G2 150mm 1000lm 8xx ADV EM ECG	40 °C	35,000 h	29,000 h	56,000 h	49,000 h
	55 °C	35,000 h	29,000 h	56,000 h	49,000 h
DLA G2 150mm 2000lm 8xx SNC EM ECG	50 °C	35,000 h	29,000 h	56,000 h	49,000 h
	65 °C	35,000 h	29,000 h	56,000 h	49,000 h

DLA G2 200mm 2000/3000lm 8x0 SNC EM MOD:

Type of Driver	tp temperature	L80 / F50	L80 / F10	L70 / F50	L70 / F10
DLA G2 200mm 2000lm 8xx ADV EM ECG	45 °C	35,000 h	29,000 h	56,000 h	49,000 h
	60 °C	35,000 h	29,000 h	56,000 h	49,000 h
DLA G2 200mm 3000lm 8xx SNC EM ECG	50 °C	35,000 h	29,000 h	56,000 h	49,000 h
	65 °C	33,000 h	27,000 h	53,000 h	47,000 h

The L70 / F50 lumen maintenance value represents the expected lifetime of the module with a failure probability of less than 10 %.

5. Optical values

5.1 Typ. light output vs. tc temperature

DLA G2 100mm 1000lm 8xx SNC EM MOD

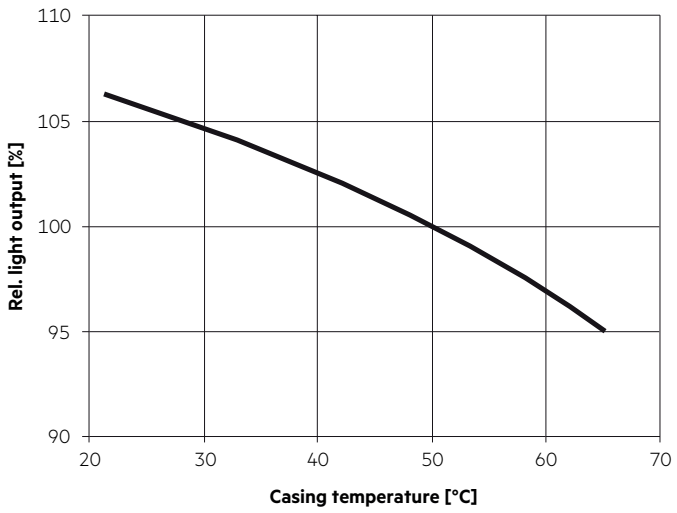

DLA G2 200mm 2000/3000lm 8xx SNC EM MOD

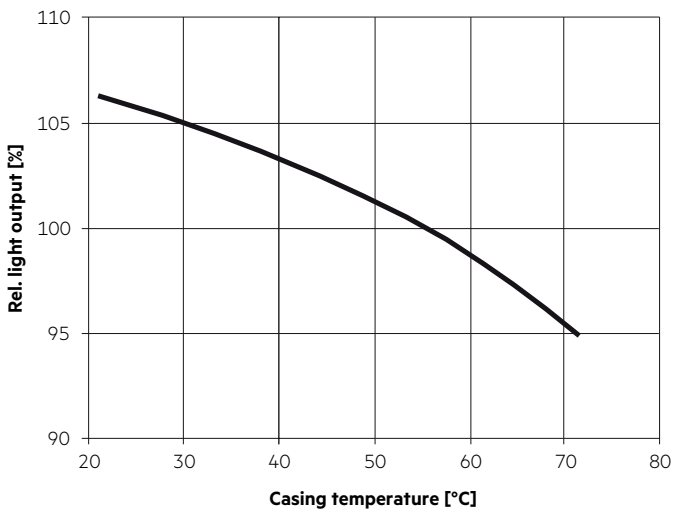

DLA G2 150mm 1000/2000lm 8xx SNC EM MOD

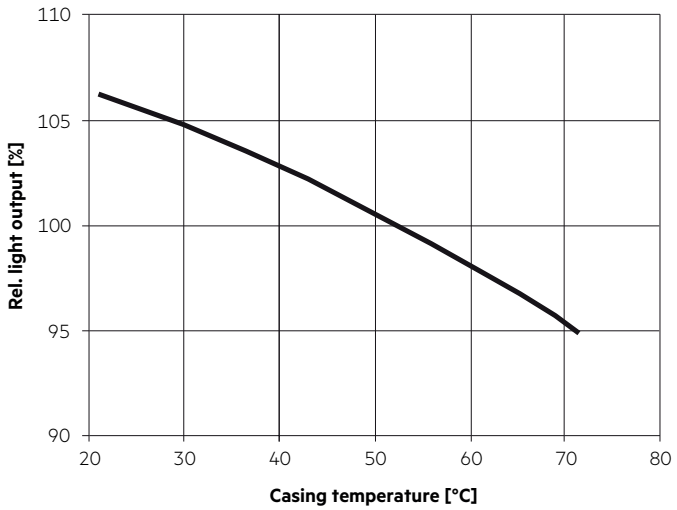

6. Photometric characteristics

6.1 Coordinates and tolerances according to CIE 1931

The specified colour coordinates are measured integral in thermal saturated stage at specified tp. The current impuls depends on the module type. The ambient temperature of the measurement is ta = 25 °C. The measurement tolerance of the colour coordinates are ± 0.01.

6.2 DLA G2 100mm 1000lm SNC (tp = 45 °C)

3,000 K

	x0	y0
Centre	0.4365	0.4048

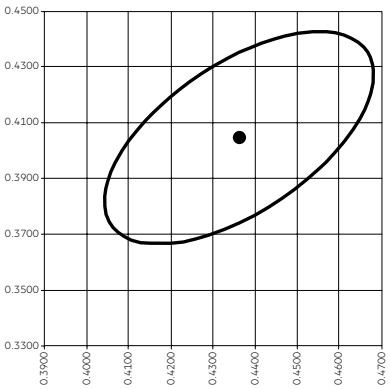

MacAdam ellipse: 4SDCM

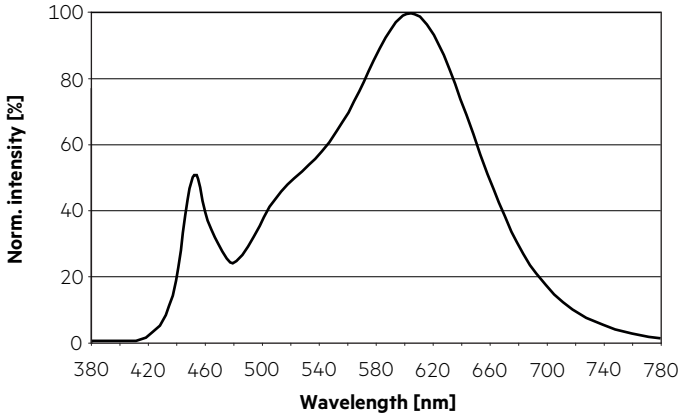

4,000 K

	x0	y0
Centre	0.3854	0.3832

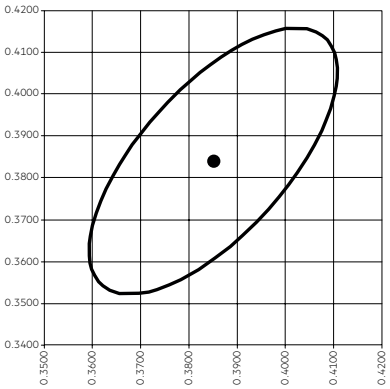

MacAdam ellipse: 4SDCM

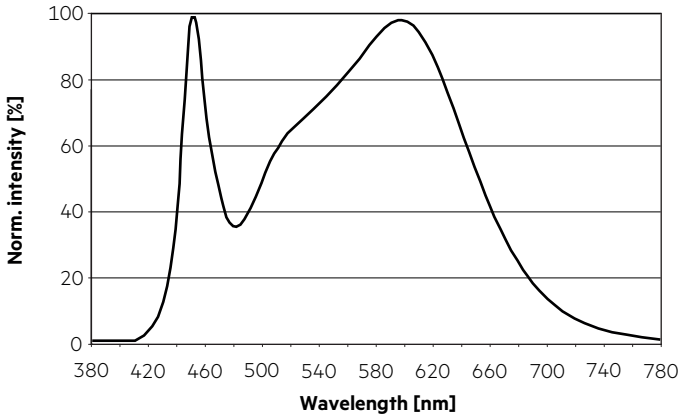

6.3 DLA G2 150mm 1000/2000lm SNC

3,000 K

	x0	y0
255 mA (tp = 40 °C)	0.4371	0.4055
530 mA (tp = 50 °C)	0.4344	0.4034

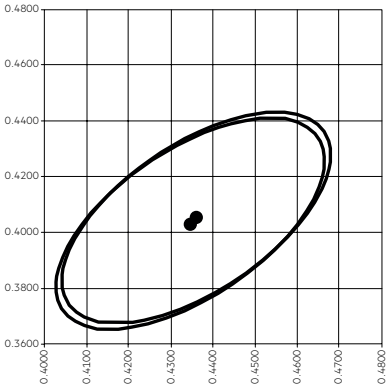

MacAdam ellipse: 4SDCM

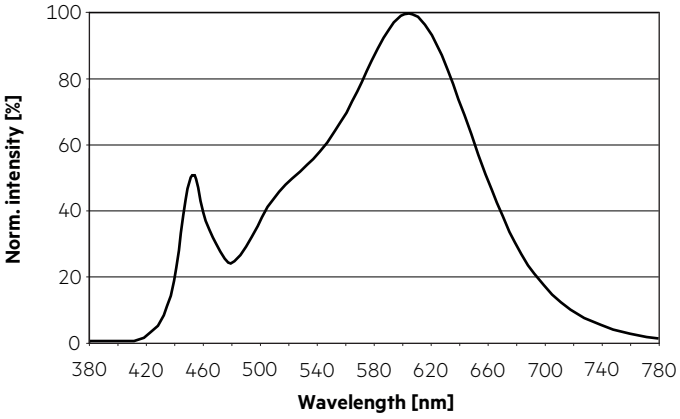

4,000 K

	x0	y0
255 mA (tp = 40 °C)	0.3863	0.3843
530 mA (tp = 50 °C)	0.3828	0.3807

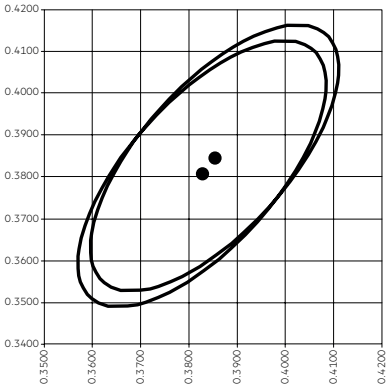

MacAdam ellipse: 4SDCM

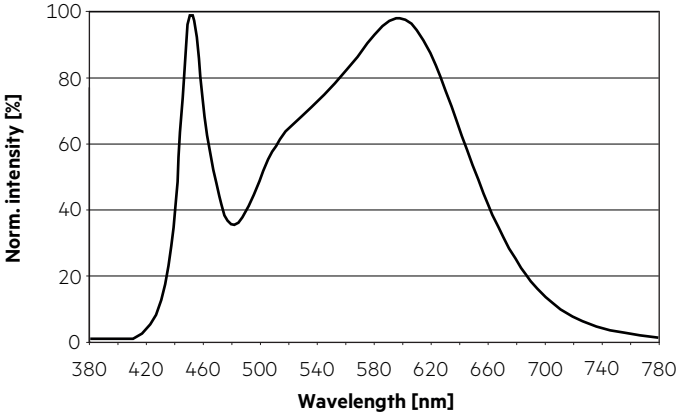

6.4 DLA G2 200mm 2000/3000lm SNC

3,000 K

	x0	y0
530 mA (tp = 45 °C)	0.4365	0.4048
790 mA (tp = 50 °C)	0.4355	0.4040

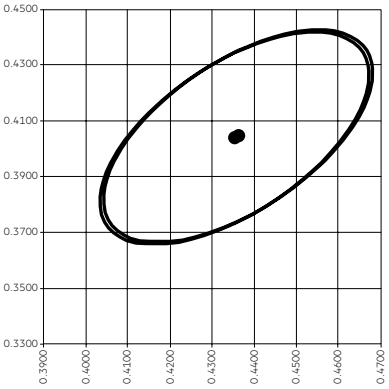

MacAdam ellipse: 4SDCM

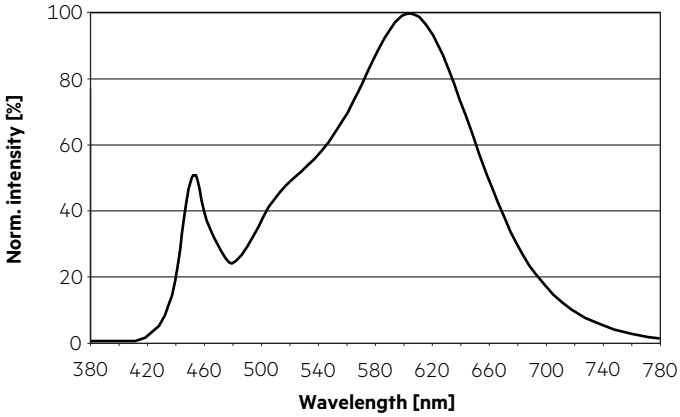

4,000 K

	x0	y0
530 mA (tp = 45 °C)	0.3850	0.3829
790 mA (tp = 50 °C)	0.3839	0.3817

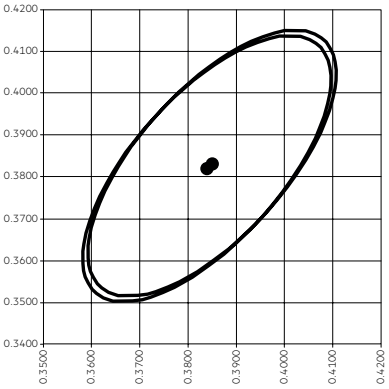

MacAdam ellipse: 4SDCM

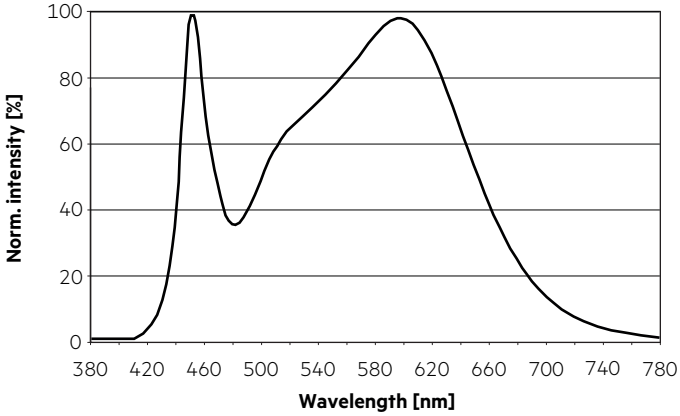

6.5 Light distribution

DLA G2 100mm SNC without reflector

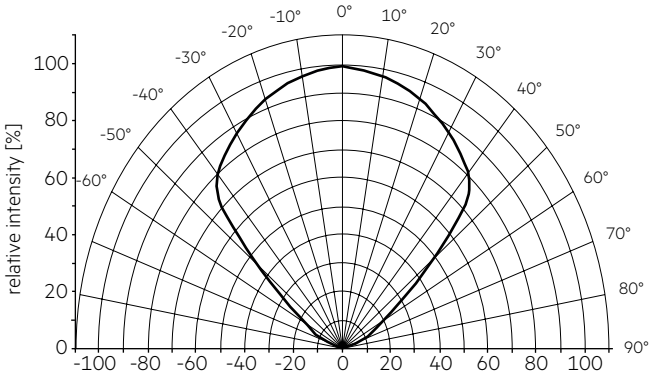

DLA G2 150mm SNC without reflector

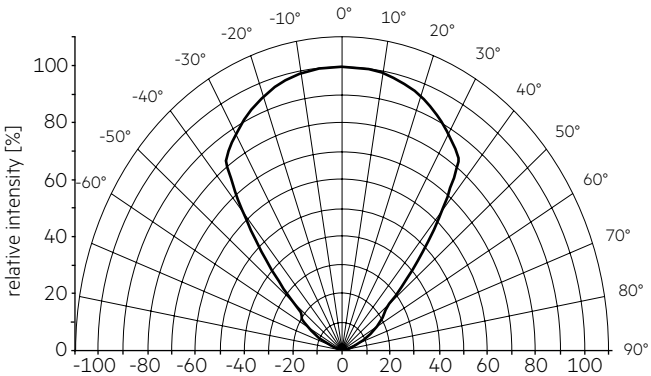

DLA G2 100mm SNC mit 90° Reflektor

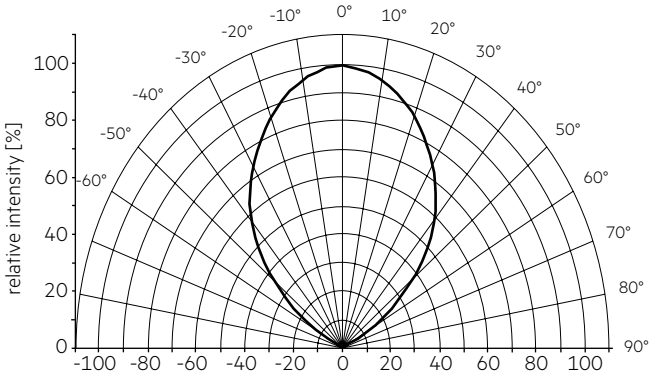

DLA G2 150mm SNC mit 90° Reflektor

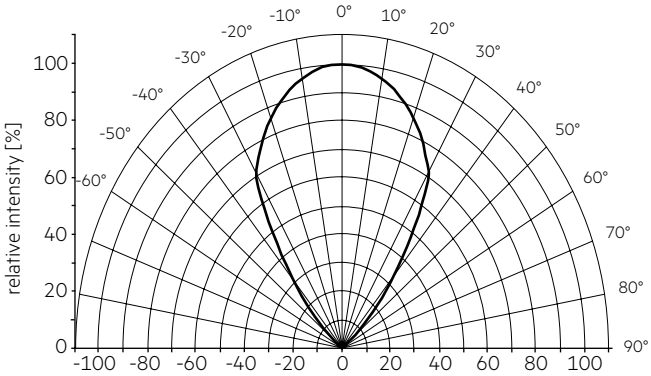

DLA G2 100mm SNC mit 60° Reflektor

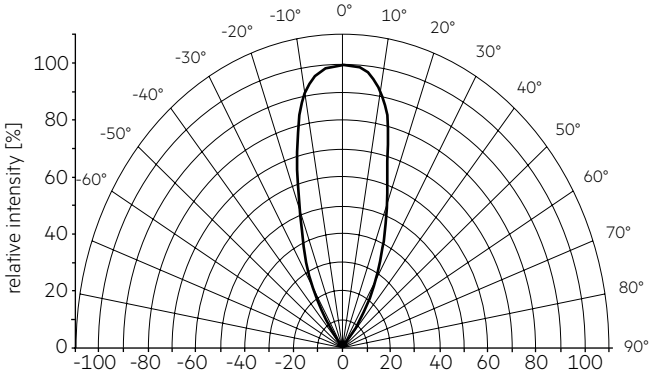

DLA G2 150mm SNC mit 60° Reflektor

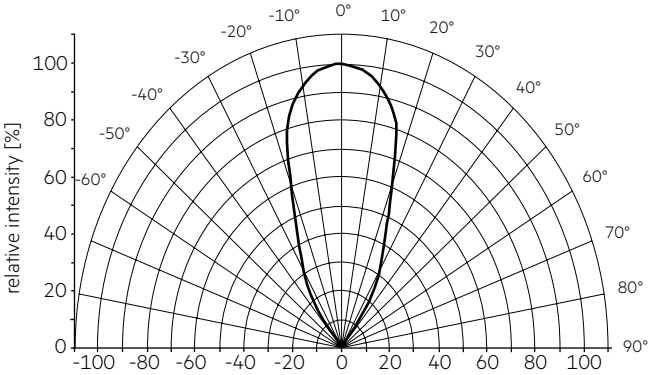

DLA G2 200mm SNC without reflector

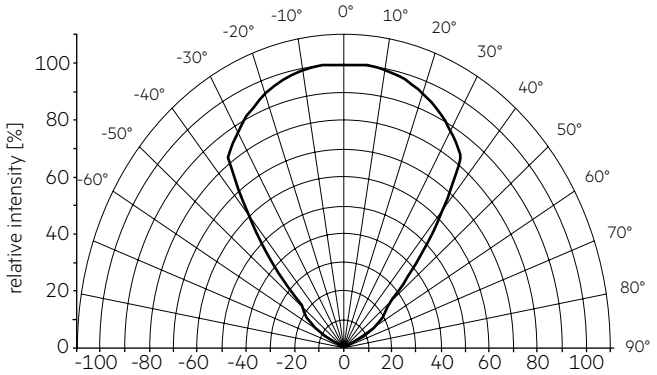

DLA G2 200mm SNC mit 90° Reflektor

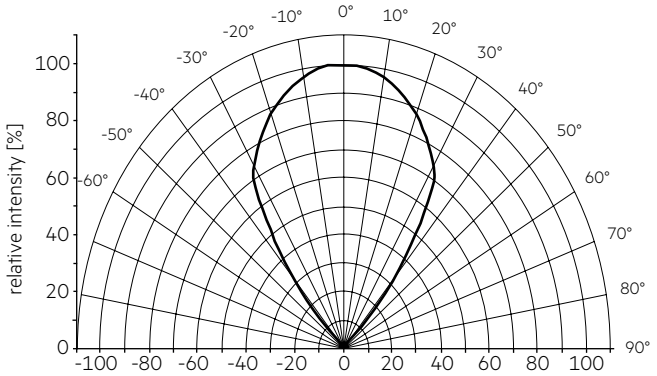

DLA G2 200mm SNC mit 60° Reflektor

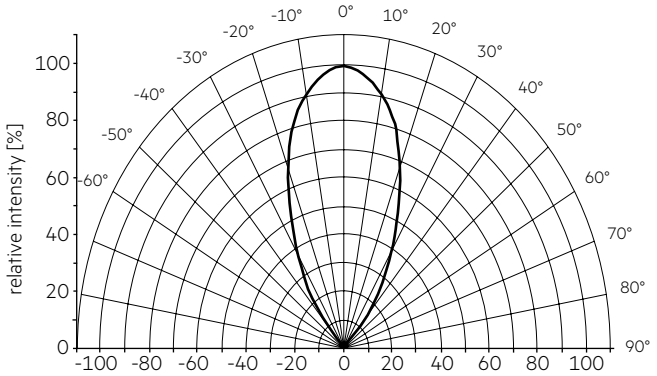

7. Miscellaneous

7.1 Additional information

Additional technical information at www.tridonic.com → Technical Data

Guarantee conditions at www.tridonic.com → Services

Lifetime declarations are informative and represent no warranty claim.

Driver DLA G2 SNC / ADV
Product description

1. Standards

EN 55015
EN 61000-3-2
EN 61000-3-3
EN 61347-1
EN 61347-2-13
EN 61547
EN 62384

1.1 Glow-wire test

according to EN 61347-1 with increased temperature of 850 °C passed.

2. Thermal details and lifetime

2.1 Expected lifetime

Expected lifetime

Type	ta	40 °C
DLA G2 100mm 1000lm 8x0 SNC EM ECG	tc	60 °C
	Lifetime	50,000 h
DLA G2 150mm 1000lm 8x0 ADV EM ECG	tc	60 °C
	Lifetime	50,000 h
DLA G2 150mm 2000lm 8x0 SNC EM ECG	tc	60 °C
	Lifetime	50,000 h
DLA G2 200mm 2000lm 8x0 ADV EM ECG	tc	60 °C
	Lifetime	50,000 h
DLA G2 200mm 3000lm 8x0 SNC EM ECG	tc	65 °C
	Lifetime	50,000 h

Failure rate per 1,000 h = 0.3 %.

3. Installation / wiring

3.1 Circuit diagram

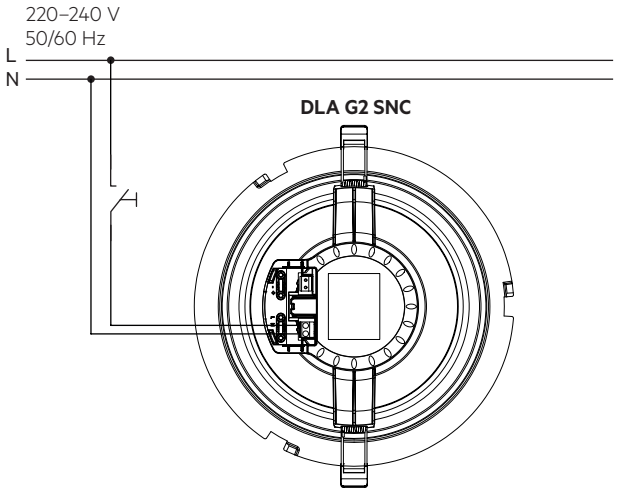

Emergency wiring:

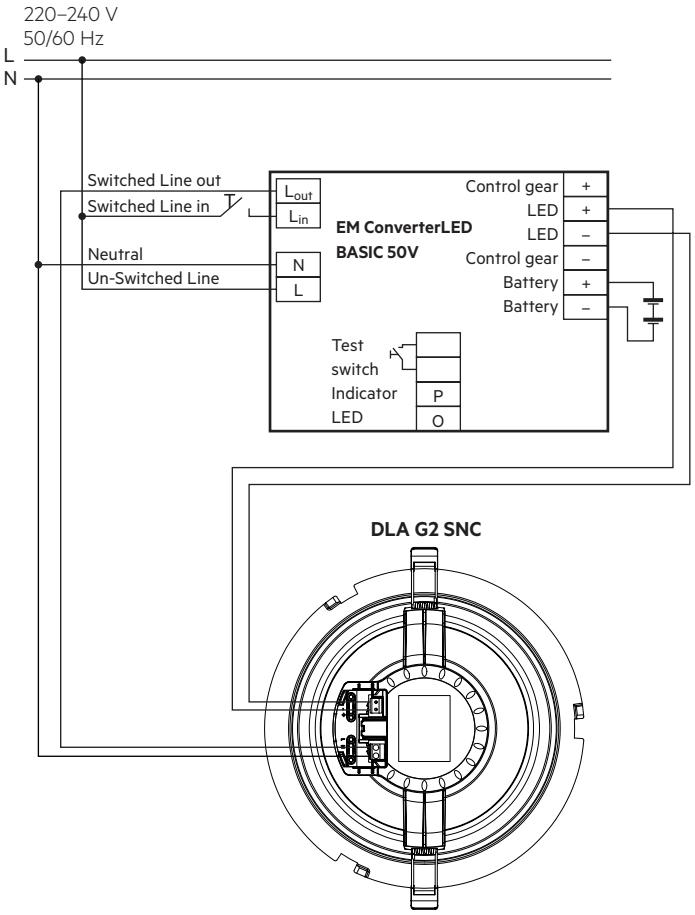

Emergency wiring with ACY DLA G2 connector:

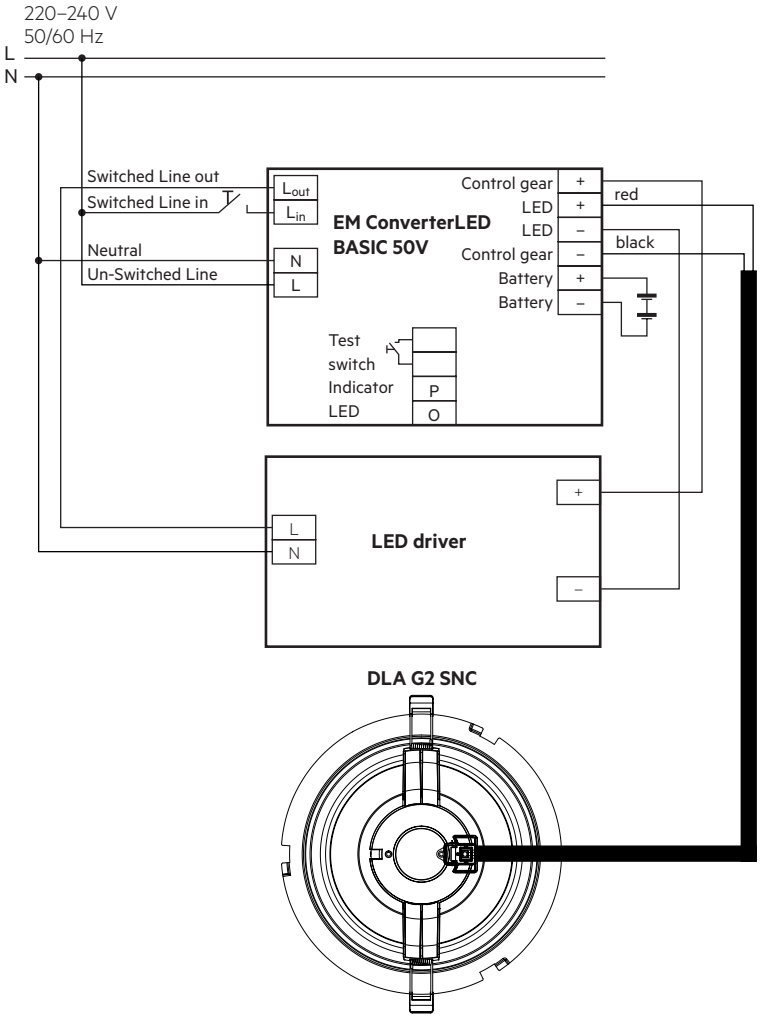

3.2 Electrical supply/choice of LED driver

DLA modules from Tridonic are not protected against overvoltages, overcurrents, overloads or short-circuit currents.

In combination with ACY DLA G2 connector the safe and reliable operation can only be guaranteed in conjunction with a LED driver which complies with the relevant standards.
The use of LED drivers from Tridonic in combination with DLA modules guarantees the necessary protection for safe and reliable operation.

If a LED driver other than Tridonic is used, it must provide the following protection:
- Short-circuit protection
- Overload protection
- Overtemperature protection

DLA modules must be supplied by a constant current LED driver. Operation with a constant voltage LED driver will lead to an irreversible damage of the module.
Wrong polarity can damage the DLA.

Hot plug-in or secondary switching of LEDs is not permitted and may cause a very high current to the LEDs.

3.2 Wiring type and cross section

For wiring use stranded wire with ferrules or solid wire from 0.75 to 1.5 mm².
For the push-wire connection you have to strip the insulation (6–7 mm).
Loosen wire through twisting and pulling.

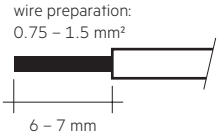

3.3 Release of the wiring

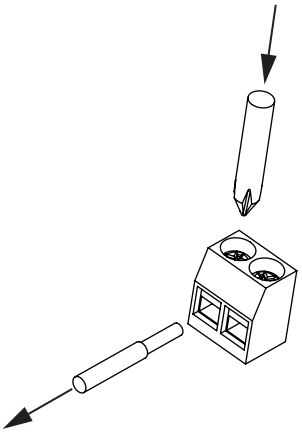

3.4 Installation instructions

The LED module and all contact points within the wiring must be sufficiently insulated against 2 kV surge voltage.
Air and creepage distance must be maintained.

3.5 Terminal

Max. torque for terminal: 0.4 Nm/M2.5

4. Electrical values

4.1 Maximum loading of automatic circuit breakers

Automatic circuit breaker type	C10	C13	C16	C20	B10	B13	B16	B20	Inrush current	
Installation Ø	1.5 mm²	1.5 mm²	1.5 mm²	2.5 mm²	1.5 mm²	1.5 mm²	1.5 mm²	2.5 mm²	I_{max}	Time
DLA G2 100mm 1000lm 8x0 SNC EM ECG	100	130	165	200	60	80	100	120	9 A	100 µs
DLA G2 150mm 2000lm 8x0 SNC EM ECG	50	75	100	116	30	45	60	70	13 A	150 µs
DLA G2 200mm 3000lm 8x0 SNC EM ECG	33	50	65	75	20	30	40	45	30 A	60 µs
DLA G2 150mm 1000lm 8x0 ADV EM ECG	100	130	165	200	60	80	100	120	7 A	110 µs
DLA G2 200mm 2000lm 8x0 ADV EM ECG	50	75	100	116	30	45	60	70	28 A	50 µs

4.2 Harmonic distortion in the mains supply (at 230 V / 50 Hz and full load) in %

	THD	3.	5.	7.	9.	11.
DLA G2 100mm 1000lm 8x0 SNC EM ECG	< 13	< 10	< 5	< 5	< 2	< 2
DLA G2 150mm 2000lm 8x0 SNC EM ECG	< 14	< 13	< 3	< 4	< 3	< 2
DLA G2 200mm 3000lm 8x0 SNC EM ECG	< 15	< 12	< 4	< 5	< 3	< 2
DLA G2 150mm 1000lm 8x0 ADV EM ECG	< 13	< 9	< 5	< 5	< 3	< 2
DLA G2 200mm 2000lm 8x0 ADV EM ECG	< 14	< 12	< 4	< 4	< 3	< 2

5. Miscellaneous

5.1 Insulation and electric strength testing of luminaires

Electronic devices can be damaged by high voltage. This has to be considered during the routine testing of the luminaires in production.

According to IEC 60598-1 Annex Q (informative only!) or ENEC 303-Annex A, each luminaire should be submitted to an insulation test with 500 V DC for 1 second. This test voltage should be connected between the interconnected phase and neutral terminals and the earth terminal.
The insulation resistance must be at least 2 MΩ.

As an alternative, IEC 60598-1 Annex Q describes a test of the electrical strength with 1500 V AC (or 1.414 x 1500 V DC). To avoid damage to the electronic devices this test must not be conducted.

5.2 Conditions of use and storage

Humidity:	5 % up to max. 85 %, not condensed (max. 56 days/year at 85 %)
Storage temperature:	-30 °C up to max. +80 °C

The devices have to be within the specified temperature range (ta) before they can be operated.

5.3 Additional information

Additional technical information at www.tridonic.com → Technical Data

Lifetime declarations are informative and represent no warranty claim.
No warranty if device was opened.