



SPECIFICATION

Product Name: DALI2 Dimmable LED driver

Model No.: KL40C-PDiV2

Issue Date: April 13, 2020

CUSTOMER APPROVED

Version	Product Name / Product Model	Reason / content for change	Stage	Date
A0	DALI2 LED Driver KL40C-PDiiv2		Design verification	2020-04-13

1.Features



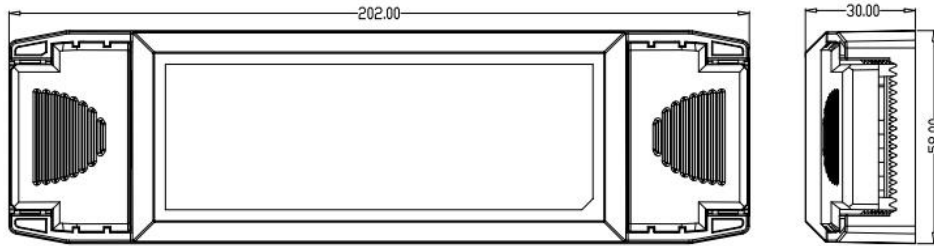
- 1) Built-in DALI2 protocol, no flicker in full dimming range;
- 2) Primary Push dimming function; Push dimming has state memory function;
- 3) Short circuit / over temperature / over voltage protection; reduce output current after over temperature;
- 4) Standby power consumption $\leq 0.5W$;
- 5) 5 years warranty.

2.Parameters

Input	voltage range	Minimum value	198V AC
		Typical value	230V AC
		Max	264V AC
	Frequency Range	Minimum value	47Hz
		Typical value	50/60Hz
		Max	63Hz
	DC voltage range	200-240V DC	
	Rated voltage	220-240V AC 50Hz /60Hz	
	input power	45W Max	
	Input Current	0.22A MAX	
	Inrush current	15A (100us half current) @ 230V AC	
	Total harmonic distortion	full load output, @ 230Vac total harmonic distortion is less than 13%	
	Power Factor	0.95 (@ 230Vac, under full load)	
	Standby power consumption	<0.5W	
	No-load power consumption	$\leq 1W$	
Leak current	<0.5mA/240V		
Work efficiency	85% max		
Output	Operating mode	CC	
	Load type	LED	
	Start Time	$\leq 1S$ (@230Vac Under full load)	
	Ripple current	$\pm 5\%$ (@230Vac, 100% load,LED load)	
	Strobe requirements	Full range without strobe (stroboscope test less than 2%)	
	No-load output voltage	68V Max	
	Load output voltage	9-58V	
	Full load output power	40W	
	Load current	Typical value	700mA(9-57V) 750mA(9-54V) 800mA(9-50V) 850mA(9-47V) 900mA(9-45V) 950mA(9-42V) 1000mA(9-40V) 1050mA(9-38V) 1100mA(9-36V) 1150mA(9-35V) 1200mA(9-33V)

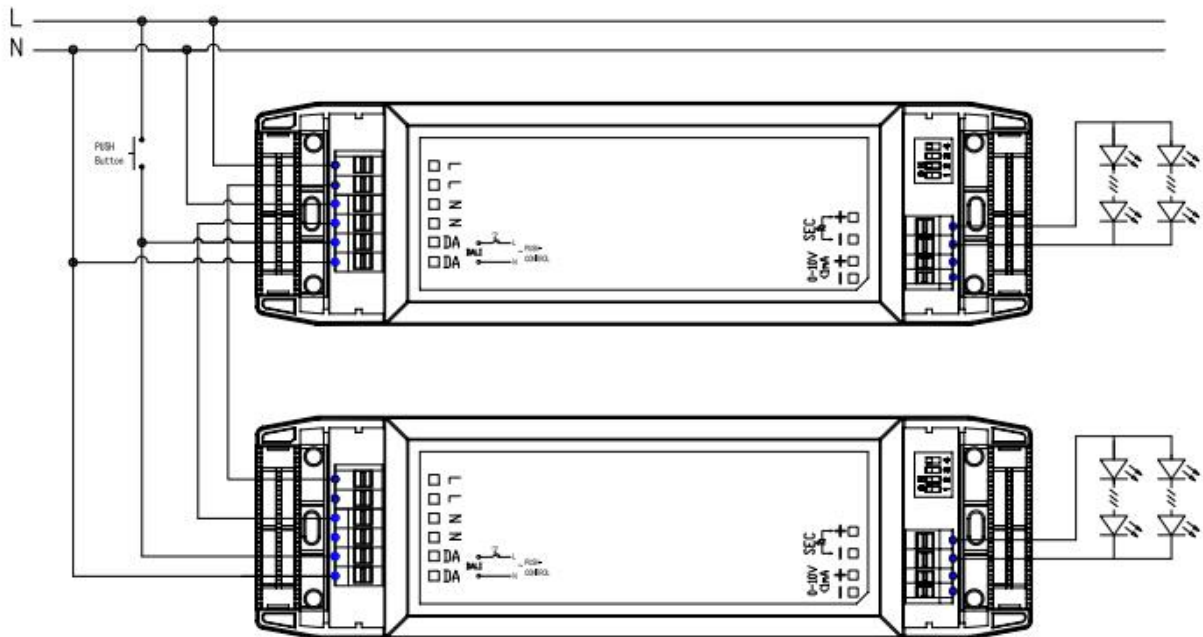
	Constant voltage accuracy / constant current accuracy	±5%	
Control Method	Primary PUSH dimming	Yes, Primary PUSH dimming (Maximum lead length: 20M)	
	1-10V (0-10V) dimming	Yes, secondary 0-10V dimming, the darkest below 1V does not turn off	
	Dimming range	2%-100%	
	Potentiometer dimming	100K Potentiometer	
	DALI dimming	Yes (max lead length: 300m)	
Exception Protection Requirements	Output over load protection	Yes	
	Output no load protection	Yes, self-recovery (with query function)	
	Output over temperature protection	Yes, without self recovery function (Can be inquired)	
	Output short circuit protection	Yes, without self recovery function (Can be inquired)	
Operating Environment	Working environment temperature / humidity	Typical value	-25 °C... + 50 °C humidity: 85% (Non-condensing)
	Storage temperature/ humidity	-40 °C... + 80 °C 10 ~ 95% RH (non-condensing)	
	Max. Case Temp (Tc)	85°C	
Certification standards	Safety standards	EN61347-1, EN61347-2-13, EN62493, EN60598-1	
	Electromagnetic compatibility (EMC) standards	EN55015, EN61547, EN61000-3-2, EN61000-3-3	
	Environmental requirements	Compliant with EU RoHS requirements	
	Certified	CE ENEC	
others	Withstand voltage	3750Vac 5mA 60S (Input to output)	
	Input / output (terminal / lead) specifications	Push-type terminal block Wire diameter: 0.75-1.5mm ²	
	Degrees of protection	IP20	
	Product Category	Class II appliances	
	Packaging requirement	Independent installation	
	Installation dimension	202* 58* 30mm	
	Packaging requirements	PE bag + white box + manual + partition + outer box (K = A)	
	Net Weight	210 g	
Warranty	5 years warranty @Ta 230V full load		
Remarks: 1. All parameters are measured under the input voltage of 230Vac and the ambient temperature of 25 °C, unless otherwise specified.			

3. Dimension (Unit: mm)

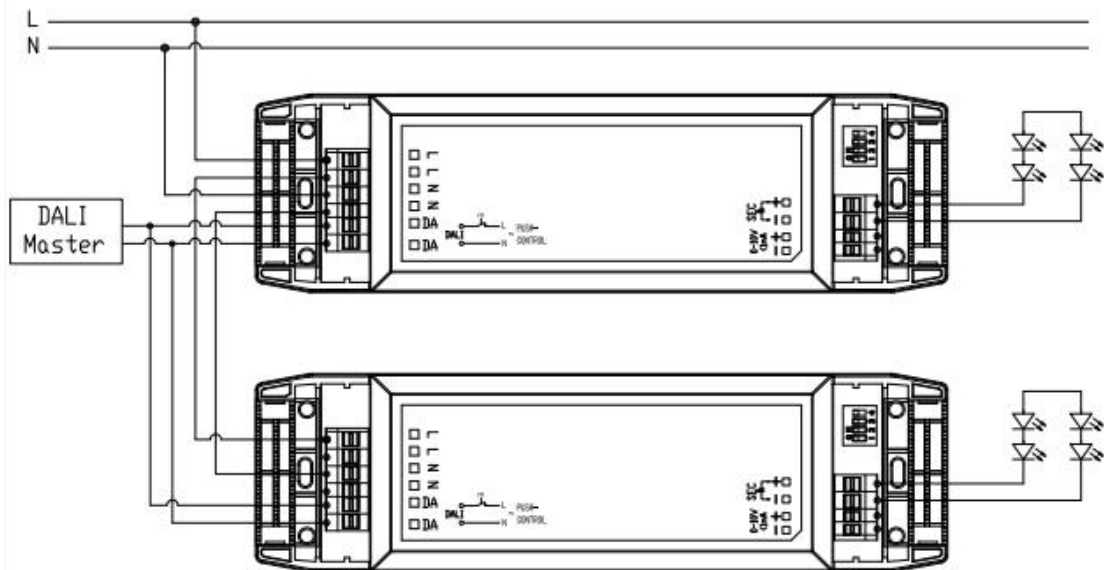


4. Wiring Diagram

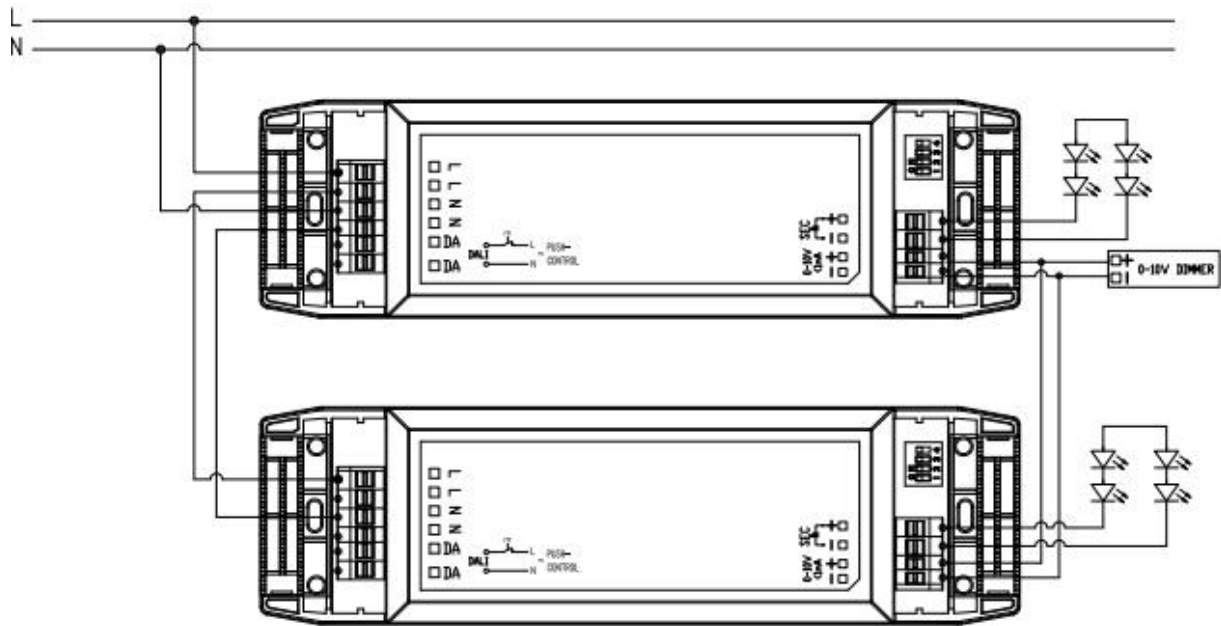
1) PUSH Dimming wiring diagram



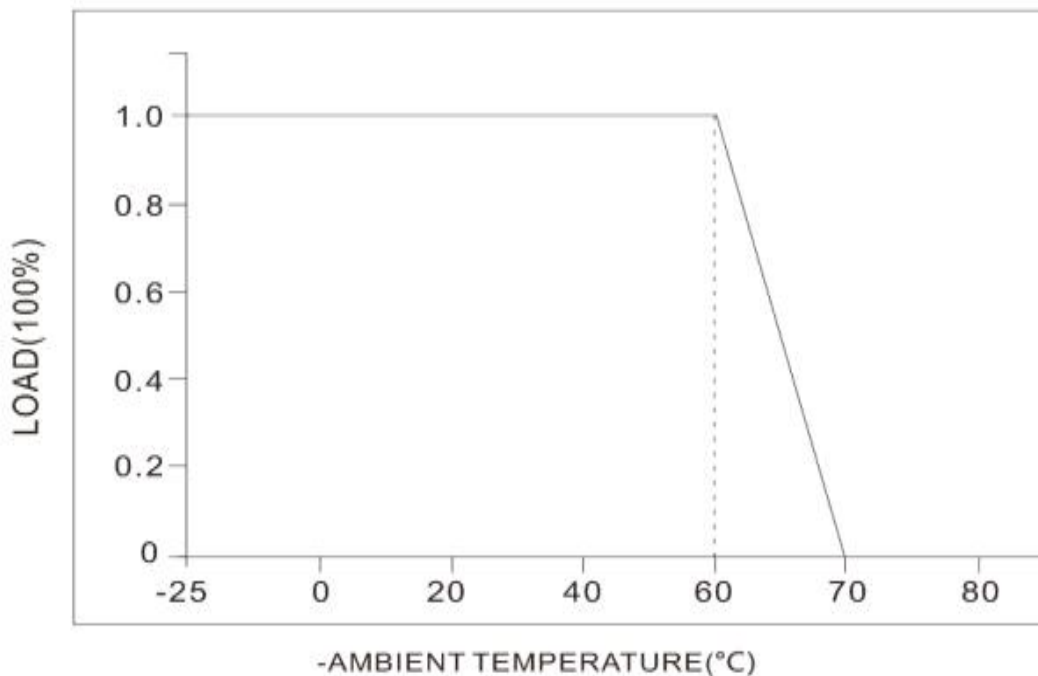
2) DALI wiring diagram



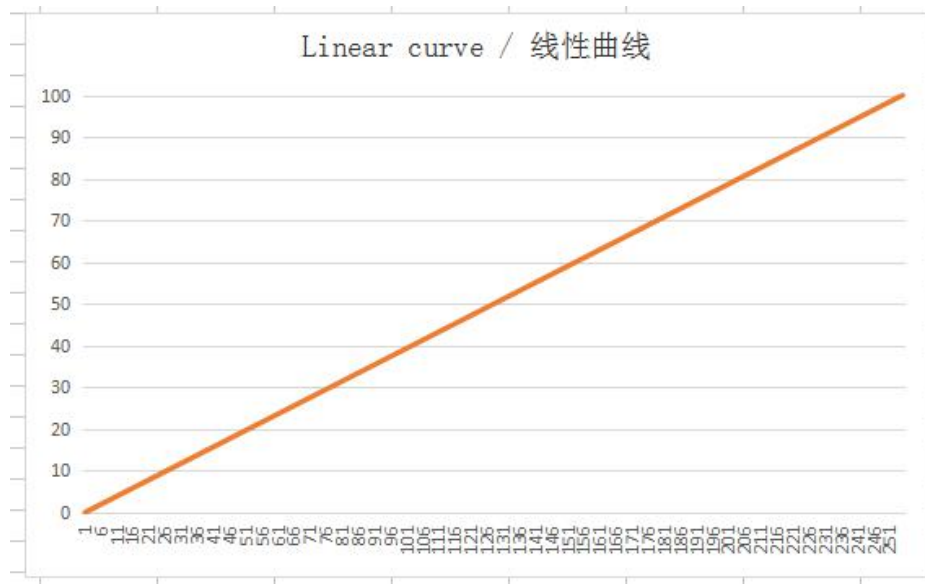
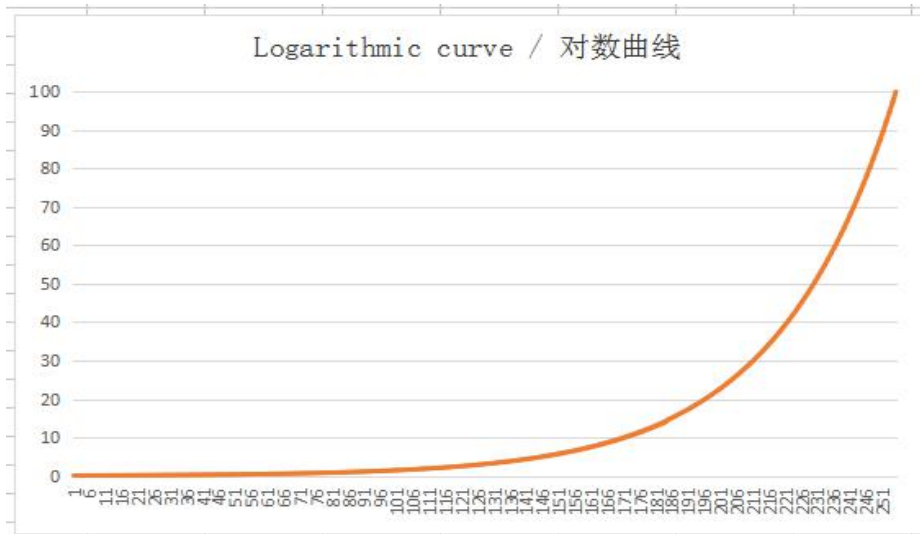
3) 0-10V dimming wiring diagram



5. Derating



6. Dimming curve



7.Current gear setting

Current / voltage gear setting	1	2	3	4
1200MA	ON	ON	ON	ON
1150MA	-	ON	ON	ON
1100MA	ON	-	ON	ON
1050MA	-	-	ON	ON

1000MA	ON	ON	ON	-
950MA	-	ON	ON	-
900MA	ON	-	ON	-
850MA	ON	ON	-	-
800MA	-	ON	-	-
750MA	ON	-	-	-
700MA	-	-	-	-

8. ON/OFF & Description of Dimming Operation

A. Short press the PUSH switch (short press time 0.1S-1S), the LED driver will turn on or off.

B. Dimming:

Press and hold the PUSH switch (1S-8S), the LED driver can achieve dimming, brightening or dimming, the dimming range is 2-100%.

C. Memory:

PUSH dimming has dimming memory function.

D. Dimming synchronization:

The power connected to the same PUSH switch can be synchronized by pressing and holding the PUSH switch for longer than 15S.

E. DALI dimming mode:

Connect the power supply to the DALI system, and it can be dimmed by the DALI host. The dimming range is 0-100%.

9. matters needing Attention

1) The LED string must be connected to the load before turning on the input power, otherwise the LED string may be damaged.

2) After the LED driver input is powered off, there will be a residual voltage at the output, which can be maintained for about 3 minutes.