

IT DALI 30/220...240/700 CS

ICUTRONIC DALI CS | Constant Current Compact – Dimmable



Product family features

- Supply voltage: 220...240 V
- Line voltage: 198...264 V
- Line frequency: 0 Hz | 50 Hz | 60 Hz
- Lifetime: up to 50,000 h (temperature at max. t_c)
- Type of protection: IP20

Product family benefits

- Safety ensured by OSRAM (SELV)
- DALI-2 certified
- High flexibility due to eight different output currents
- Touch DIM application: easy to control via pushbutton or sensor
- Easy to use in corridors and restrooms because of three-level Corridor function
- Higher quality of light thanks to low output ripple current
- Small housing for flexible luminaire designs
- Housing from 80% recycled plastic



Product datasheet

Areas of application

- Offices
- Shops
- Hospitality
- Panels, spotlight, downlight, and other indoor LED luminaires
- Suitable for indoor SELV equivalent installations
- Suitable for luminaires of protection classes I and II
- Installation in emergency lighting systems according to IEC 61347-2-3, appendix J

Technical data

Electrical data

Nominal input voltage	220...240 V
Mains frequency	0/50/60 Hz
Input voltage AC	198...264 V ¹⁾
Input voltage DC	176...276 V
Total harmonic distortion	< 10 % ²⁾
Power factor λ	0.93..0.98
Efficiency in full-load	88 % ³⁾
Device power loss	3.8 W ⁴⁾
Protective conductor current	<0.7 mA
Inrush current	30 A ⁵⁾
Max. ECG no. on circuit breaker 10 A (B)	25
Max. ECG no. on circuit breaker 10 A (C)	37
Max. ECG no. on circuit breaker 16 A (B)	40
Max. ECG no. on circuit breaker 16 A (C)	60
Max. ECG no. on circuit breaker 25 A (B)	62
Surge capability (L/N-Ground)	2 kV
Surge capability (L-N)	1 kV
Nominal output voltage	15...42 V ⁶⁾
U-OUT (working voltage)	60 V
Nominal output current	350 / 400 / 450 / 500 / 550 / 600 / 650 / 700 mA ⁷⁾
Output current tolerance	±5 %
Output ripple current (100 Hz)	< 5 % ⁸⁾
Output PSTLM	≤1
Output SVM	≤0.4
Nominal output power	5.3...29.4 W ⁹⁾
Maximum output power	29.4 W
Power loss in stand-by mode	<0.5 W
Galvanic isolation primary/secondary	SELV
Current set	DipSwitch
Default output current	700 mA
Galvanic isolation DALI/mains	Basic
Galvanic isolation DALI/output	SELV
Networked standby power	<0.50 W ³⁾

¹⁾ Permitted voltage range

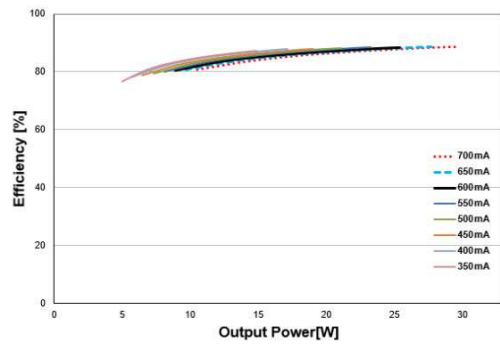
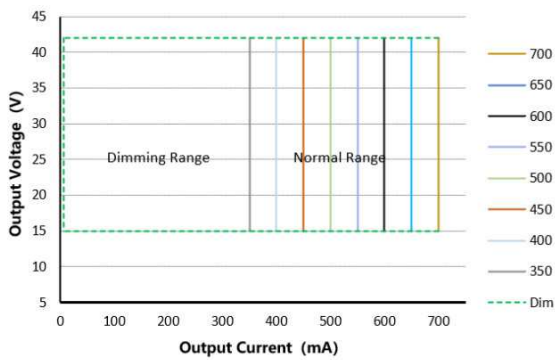
²⁾ At full load, 220...240 V, 50 Hz / see graphs

³⁾ at 230 V, 50 Hz

⁴⁾ Maximum / Full load, 230 Vac, 50Hz / 60Hz

Product datasheet

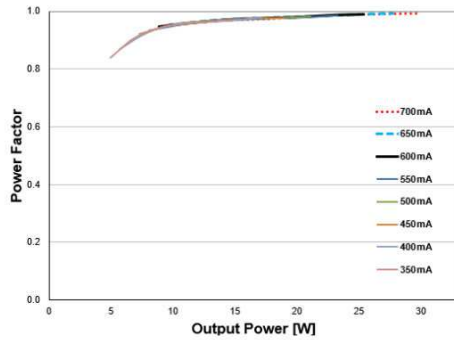
- 5) $t_{width} = 100 \mu s$ (measured at 50 % I_{peak})
- 6) Maximum 60 V
- 7) Default current 700 mA
- 8) Ripple average at 100 Hz
- 9) Partial load 5.3...29.4 W



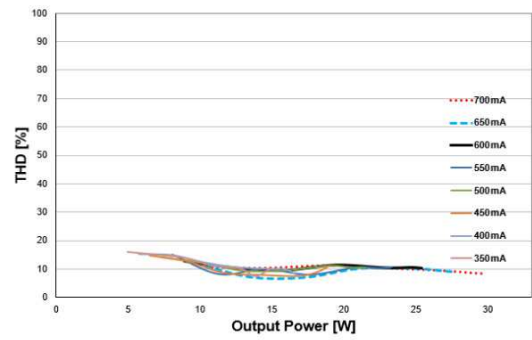
IT DALI 30 220 240 700 CS Typical Operating Window

IT DALI 30 220 240 700 CS Typical Efficiency Vs Load
230V 50Hz

Product datasheet

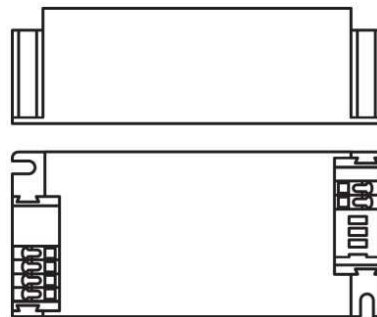
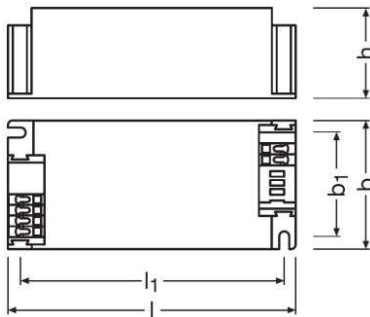


IT DALI 30 220 240 700 CS Typical Power Factor Vs Load



IT DALI 30 220 240 700 CS Typical THD Vs Load

Dimensions & weight



Mounting hole spacing, length	88.0 mm
Mounting hole spacing, width	34.0 mm
Product weight	112.50 g
Cable cross-section, input side	0.5...1.5 / 0.75...1.5 mm ² 1)
Cable cross-section, output side	0.5...1.5 / 0.75...1.5 mm ² 1)
Wire preparation length, input side	7...8 mm
Wire preparation length, output side	7...8 mm
Length	97.0 mm
Width	43.0 mm
Height	29.5 mm

Product datasheet

¹⁾ Build in/ Independent

Colors & materials

Casing material	Plastic
-----------------	---------

Temperatures & operating conditions

Ambient temperature range	-20...+50 °C
Maximum temperature at tc test point	80 °C ¹⁾
Max.housing temperature in case of fault	110 °C
Temperature range at storage	-20...85 °C
Permitted rel. humidity during operation	5...85 % ²⁾

¹⁾ Maximum at the T_C-point

²⁾ Maximum 56 days/year at 85 %

Lifespan

ECG lifetime	50000 h ¹⁾
--------------	-----------------------

¹⁾ At maximum T_C = 80°C / 10% failure rate

Additional product data

Encapsulated	No
Predecessor EAN	4052899617148

Capabilities

Dimmable	Yes
Dimming interface	DALI-2 / Touch DIM / Corridor
Dimming range	1...100 % ¹⁾
Dimming method	Amplitude Modulation
Overheating protection	Automatic reversible
Overload protection	Automatic reversible
Short-circuit protection	Automatic reversible
No-load proof	Yes
Intended for no-load operation	No
Max. cable length to lamp/LED module	2.0 m ²⁾
Suitable for fixtures with prot. class	I / II
Type of connection, input side	Push terminal
Type of connection, output side	Push terminal
Suitable for through-wiring	No
Suitable for emergency lighting	Yes
Constant lumen function	No
Programming interface	Dipswitch

Product datasheet

Control interface	DALI-2
Detection angle (Light sensor)	-
Detection angle (PIR)	-
Number of channels	1

1) For maximum nominal output current

2) Output wires must be routed as close as possible to each other

Programming

Box programming	No
Tuner4TRONIC	Yes
Tuner4TRONIC Field App	No
Programming device	DALI / DIPswitch

Programmable features

Constant Lumen	No
Lamp Operating Time	No
End of Life	No
Driver Guard	No
DALI Settings	Yes
Emergency Mode	Yes
Configuration Lock	Yes
Soft Switch Off	No
Dim to Dark	No
TouchDIM + Sensor	Yes
Corridor Functionality	Yes
OEM Key	No

Certificates & standards

Approval marks – approval	CE / ENEC / EL / RCM / UKCA / CCC / KC / BIS
Standards	Acc. to IEC 61347-1/Acc. to IEC 61347-2-13/Acc. to EN 55015/Acc. to IEC 61547/Acc. to IEC 61000-3-2/Acc. to IEC 62384
Protection class	II
Type of protection	IP20

Logistical data









Commodity code	85044083900
----------------	-------------

Environmental information

Product datasheet

Information according Art. 33 of EU Regulation (EC) 1907/2006 (REACH)	
Date of Declaration	29-11-2023
Primary Article Identifier	4062172306232
Candidate List Substance 1	Lead
CAS No. of substance 1	7439-92-1
Safe Use Instruction	The identification of the Candidate List substance is sufficient to allow safe use of the article.
Declaration No. in SCIP database	a153d929-18ae-459c-8bd2-fe717f4a6d6e

Download Data

File	
	User instruction ICUTRONIC LED Power Supply
	Product Datasheet Technical Datasheet IT DALI 30 CS
	Certificates SG PSB LE 04172 CB of IT DALI CS-20220606
	Certificates U6 084117 0120 ENEC of IT DALI CS 20220610
	Certificates CCC of IT DALI 30 42 CS 9C1 4418206 EN
	Certificates NSW28035 of IT DALI CS 9C1 4420862 EN 00
	CAD data IT DALI CS STEP 050623
	CAD data PDF IT DALI CS CAD3PDF 050623

Ecodesign regulation information:

Intended for use with LED modules.

The forward voltage of the LED light source shall be within the defined operating window of the control gear in all operating conditions including dimming if applicable.

Separate control gear and light sources must be disposed of at certified disposal companies in accordance with Directive 2012/19/EU (WEEE) in the EU and with Waste Electrical and Electronic Equipment (WEEE) Regulations 2013 in the UK. For this purpose, collection points for recycling centres and take-back systems (CRSO) are available from retailers or private disposal companies, which accept separate control gear and light sources free of charge. In this way, raw materials are conserved and materials are recycled.

Product datasheet

Logistical Data

Product code	Product description	Packaging unit (Pieces/Unit)	Dimensions (length x width x height)	Volume	Gross weight
4062172306232	IT DALI 30/220...240/700 CS	Shipping carton box 20	228 mm x 208 mm x 78 mm	3.70 dm ³	2453.00 g

The mentioned product code describes the smallest quantity unit which can be ordered. One shipping unit can contain one or more single products. When placing an order, for the quantity please enter single or multiples of a shipping unit.

Accessories Optional

Product description	Accessory name	Accessory code
IT DALI 30/220...240/700 CS	OT CABLE CLAMP D-STYLE	▶ 4062172345507
IT DALI 30/220...240/700 CS	OT CABLE CLAMP D-STYLE DA TL	▶ 4062172349208

Data privacy

This OSRAM driver can be configured using the Tuner4TRONIC software. This requires registering on www.myosram.com and downloading the Tuner4TRONIC software from the Internet. The Tuner4TRONIC software enables users to access and view the operational data of a luminaire or driver via the corresponding programming interfaces. A password key (Config Lock) must be set up in the driver via the Tuner4TRONIC software in order to control which users can access and view operational data. Follow the instructions for password setup. To grant an external person or company rights to access or view operational data, you can assign password keys. In this case, however, you are responsible for ensuring that the third party concerned takes notice of the information described here. However, OSRAM can read out operating data from devices for maintenance and service purposes even when a password key has been assigned. In individual cases, OSRAM will also use its access rights in order to optimize or improve driver hardware and driver functions. In accordance with data privacy principles, any user of operating data (luminaire manufacturers, third parties with access rights) must ensure that personal data (e.g. name, address, location IDs) are only merged with the prior written consent of the person (end user) concerned. The respective user of the operating data is responsible for providing evidence of consent.

Disclaimer

Subject to change without notice. Errors and omission excepted. Always make sure to use the most recent release.