

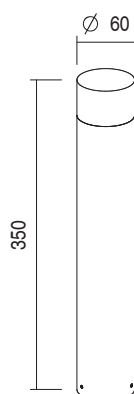
IP65 IK08 CE 

TIPOLOGIA / TYPOLOGY

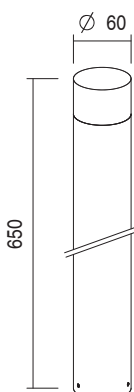
Paletto | Bollard

POSIZIONE INSTALLATIVA | INSTALLATION POSITION A terra | Ground mounting

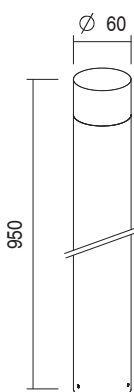
AMBIENTE INSTALLATIVO | INSTALLATION LOCATION Esterno | Outdoor

GELOS M-S  H 350 mm

9W

 kg 0,92GELOS M-M  H 650 mm

9W

 kg 1,24GELOS M-L  H 950 mm

9W

 kg 1,56

IP65 IK08 CE   |   

TIPOLOGIA / TYPOLOGY

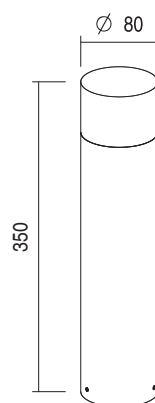
Paletto | Bollard

POSIZIONE INSTALLATIVA | INSTALLATION POSITION

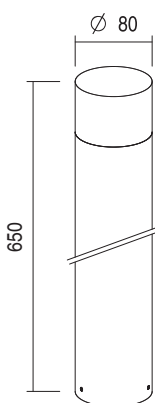

A terra | Ground mounting

AMBIENTE INSTALLATIVO | INSTALLATION LOCATION

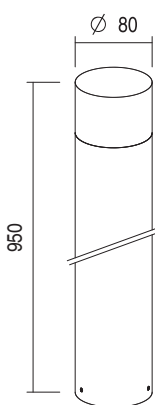
Esterno | Outdoor

GELOS L-S  H 350 mm

10W

 kg 1,36GELOS L-M  H 650 mm

10W

 kg 1,76GELOS L-L  H 950 mm

10W

 kg 2,15

CARATTERISTICHE ELETTRICHE | ELECTRICAL FEATURES

POTENZA ASSORBITA POWER CONSUMPTION	M versions: 9W - L versions: 10W
ALIMENTAZIONE POWER SUPPLY	230Vac
ALIMENTATORE POWER SUPPLY UNIT	Integrato (con elettronica in 230Vac) <i>Integrated (with 230Vac electronic)</i>
DIMMERAZIONE DIMMING	Dimmerabile taglio di fase <i>Phase cut dimmable</i>
COLLEGAMENTO CONNECTION	Tensione di rete <i>Mains voltage</i>

CARATTERISTICHE ILLUMINOTECNICHE | LIGHTING FEATURES

COLORE LED LED COLOUR	2700K, 3000K, 4000K			
INDICE RESA CROMATICA CRI CRI	>90			
OTTICHE OPTICS	360°			
FLUSSO TOTALE NOMINALE TOTAL NOMINAL LUMENS	M versions	784lm (2700K)	838lm (3000K)	902lm (4000K)
	L versions	900lm (2700K)	950lm (3000K)	1000lm (4000K)
DURATA MEDIA LED AVERAGE LED LIFE	50.000h L80 B10			

CARATTERISTICHE MECCANICHE | MECHANICAL FEATURES

PESO WEIGHT	M-S version	Kg 0,92	L-S version	Kg 1,36
	M-M version	Kg 1,24	L-M version	Kg 1,76
	M-L version	Kg 1,56	L-L version	Kg 2,15
FINITURE FINISHES	Bianco txt, Grigio txt, Nero txt, Corten, Antracite txt <i>txt White, txt Grey, txt Black, Corten, txt Anthracite</i>			
INSTALLAZIONE INSTALLATION	A terra con basetta e viti incluse <i>On ground with base and included screws</i>			
MATERIALE MATERIAL	Corpo e basetta in alluminio anticorrosivo, diffusore in PMMA opalino <i>Anticorrosional aluminium body and base, opal PMMA diffuser</i>			

CARATTERISTICHE GENERALI | GENERAL FEATURES

TEMPERATURA DI ESERCIZIO OPERATING TEMPERATURE	-10°C +45°C
GRADO DI PROTEZIONE INGRESS PROTECTION	IP65
GRADO DI RESISTENZA IMPACT RESISTANCE	IK08
GLOW WIRE TEST GLOW WIRE TEST	960°C.
TEMPERATURA SCHERMO SCREEN TEMPERATURE	40° @ Ta = 25°
CLASSE DI ISOLAMENTO APPLIANCE CLASS	I
CALPESTABILE WALKOVER	/
CARRABILE DRIVE OVER	/
CAVI DI ALIMENTAZIONE POWER CABLES	Fornito con 50 cm di cavo <i>Provided with 50 cm cable</i>
SICUREZZA STANDARD STANDARD SAFETY	/
SICUREZZA FOTOBIOLOGICA PHOTOBIOLOGICAL SAFETY	GR1