


## START eco Downlight 220 Surface Mounted

*START eco Downlight 215 1250lm 830 Surface*  
0054104



### Product features

- START eco Downlight is an integrated LED surface mounted downlight with built-in non dimmable driver; 15W; 1250Lm; 83Lm/W; 3000K; 30,000hrs (L70B50).



### PRODUCT OVERVIEW

IPC Code	0054104
Nom du produit	START eco Downlight 215 1250lm 830 Surface
Technologie	LED
Housing	PC Polycarbonate
Montage	Ceiling surface mounting
General application	Retail
ETIM Class	EC002892
Fixture luminous flux (lm)	1250
Luminaire efficacy (lm/W)	83
Température de couleur (K)	3000
IRC (Ra)	80
Colour Variation Initial (SDCM)	SDCM6
Beam Angle (°)	110
Glare control	< 28
Photobiological Risk Group	RG0
Consommation électrique totale (W)	15
Electrical protection	Class II
Dimmable	No
LED Flickering Rate	Medium (21% - 40%)
Housing colour	RAL 9003 - Signal white
IP rating	IP20
IK rating	IK02
Product EAN number	5410288541044

### TABLEAU DE DONNÉES

#### Données générales

IPC Code	0054104
Nom du produit	START eco Downlight 215 1250lm 830 Surface
Technologie	LED
Housing	PC Polycarbonate
Montage	Ceiling surface mounting
General application	Retail

## START eco Downlight 220 Surface Mounted

*START eco Downlight 215 1250lm 830 Surface*  
0054104

Operating temperature range (°C)	0°C - 40°C
ETIM Class	EC002892

### Données optiques

Fixture luminous flux (lm)	1250
Luminaire efficacy (lm/W)	83
Température de couleur (K)	3000
IRC (Ra)	80
Colour Variation Initial (SDCM)	SDCM6
Beam Angle (°)	110
Angle de faisceau (nominal) (°)	110
Distribution type	Symmetric
Glare control	< 28
Photobiological Risk Group	RG0

### Caractéristiques électriques

Consommation électrique totale (W)	15
Tension secteur (V)	220-240V~
Lamp power factor	0.5
THD (at 230 V, 50 Hz, full load, at 100% dimming level) xx.x %	115.0
Electrical protection	Class II
Control gear required	No
Dimmable	No
Drive current (mA)	135
Courant d'appel (A)	12
Inrush Duration (µs)	200
Glow Wire Test (°C)	650
Nominal Frequency (Hz)	50/60Hz
LED Flickering Rate	Medium (21% - 40%)
Max. Luminaires per 10A C Breaker	56
Max. Luminaires per 13A C Breaker	73
Max. Luminaires per 16A C Breaker	91
Max. Luminaires per 20A C Breaker	114
Max. Luminaires per 10A B Breaker	33
Max. Luminaires per 13A B Breaker	43
Max. Luminaires per 16A B Breaker	54
Max. Luminaires per 20A B Breaker	68

### Lifetime data

Performance ambient temperature Tq (°C)	25
Lifespan - L70 B50	30000

### Données physiques

Housing colour	RAL 9003 - Signal white
IP rating	IP20
IK rating	IK02
Diffuser finish	Opal
Diffuser material	PC Polycarbonate

## START eco Downlight 220 Surface Mounted

*START eco Downlight 215 1250lm 830 Surface*

### 0054104

Longueur (mm)	215
Largeur (mm)	215
Nominal Product Height (mm)	34
Nominal Product Diameter (mm)	215
Poids (kg)	0.42

#### Packaging

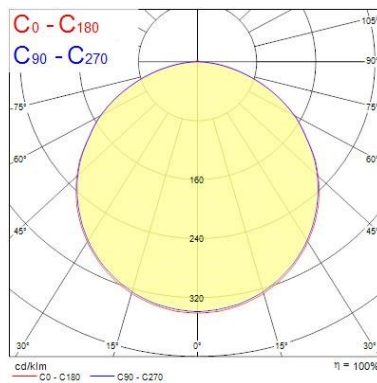
Description de l'emballage	Carton
Product EAN number	5410288541044
Longueur simple de l'emballage (cm)	21.8
Largeur simple de l'emballage (cm)	4.8
Packaging single depth (cm)	22.0
DUN14 (outer)	15410288541041
Units per outer package	8
Packaging outer length / height (cm)	45.0
Packaging outer width (cm)	23.0
Packaging outer depth (cm)	22.0

## PHOTOMÉTRIE

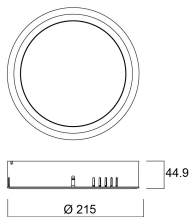
Distance [m]	Cone diameter [m]	E(0°) E(10°) E(30°)	1714 140
0.5	1.53		
1.0	3.07		429 35
1.5	4.60		190 15
2.0	6.14		107 9
2.5	7.67		59 5
3.0	9.20		45 4

Distance [m]      Cone diameter [m]      Illuminance [lx]

— C0 - C180 (Half beam angle: 113.8°)




## SCHÉMAS TECHNIQUES




## START eco Downlight 220 Surface Mounted


START eco Downlight 215 1250lm 830 Surface  
0054104


**SYLVANIA** 0054104

 Ce luminaire comporte des lampes à LED intégrées.


 } LED


Les lampes de ce luminaire ne peuvent pas être changées.

874/2012 

 Ce luminaire comporte des lampes à LED intégrées.

Les lampes de ce luminaire ne peuvent pas être changées.

 } LED

**SYLVANIA** 0054104 

874/2012